

CRCBIB* 403238

MAWA 508

479/131926

Interior Paint Analysis

**Maggie L. Walker National Historic Site
110 ½ East Leigh Street
Richmond, Virginia**

November, 1999

**National Park Service
Northeast Cultural Resources Center
Boott Cotton Mills
400 Foot of John Street
Lowell, Massachusetts 01852-1195**



IN REPLY REFER TO:

United States Department of the Interior

NATIONAL PARK SERVICE

Northeast Cultural Resources Center

Boott Cotton Mills Museum

400 Foot of John Street

Lowell, Massachusetts 01852-1195

CRCB # 403238

MAWA.000

H30(NER-CRC)

November 29, 1999

To: Superintendent, RICH/MAWA
From: Chief, NCRC/BCB
Subject: Interior Paint Analysis, Maggie Walker House

Per that certain Agreement by and between the Northeast Building Conservation Branch (NCRC) and Richmond National Battlefield Park, please find enclosed five (5) copies of the "Interior Paint Analysis" for the Maggie L. Walker National Historic Site.

Integral to this report are attached Munsell color samples matched to the house's historic finishes. These samples have also been matched to corresponding Benjamin Moore colors for ease in procurement of these paints. Should you have any questions or comments regarding any of the above, please feel free to call John Scott at 970-5136 or Peggy Albee at 970-5131 at your convenience.

Stephen Spaulding

Enclosure

cc/encl: Historian, RICH/MAWA (Ruth)
Curator, RICH/MAWA (Schwartzberg)
Ellen Denker, Museum Consultant
Project Manager, NCRC (Albee)
Conservator, NCRC (Scott)

bcc/encl: N.E. Museum Services Center (Waters)

Comments - NW 1/10/00.

- 1) Should further work be done to determine if gold leaf is mono or polychrome finish?
 - 2) Could the layered wall paper samples help indicate when certain paint layers were applied?
- pg. 24 - What to do w/ ? " - for ceiling, cove + molding
- pg. 27 Same as above - Front parlor ceiling etc

Forward

This report outlines the findings of an interior paint analysis of the Maggie L. Walker House located at 110 ½ East Leigh Street in the city of Richmond, Virginia (also referred to as the Maggie L. Walker National Historic Site). Field work, analysis and report writing were carried out by John A. Scott, an architectural conservator with the Building Conservation Branch, under the terms of that certain Agreement dated May 13, 1999 by and between the Northeast Cultural Resources Center, Building Conservation Branch (BCB) and the Richmond National Battlefield Park, Maggie L. Walker National Historic Site. Included in the report is an analysis of the paint finishes found on the architectural elements of the first and second story rooms of the house, certain kitchen furnishings, and a number of previously removed picture moldings now in storage at the site. Historical references contained within this report relied on the "Maggie L. Walker National Historic Site, Historic Structure Report", prepared by Margaret Pearson Mickler of John M. Dickey, F. A. I. A., dated December, 1982 (HSR).

Table of Contents

Introduction.....	1
Objective.....	2
Methodology.....	2
I. <u>Paint Analysis Data And Conclusions</u>	3
Room 101 (Library).....	4
Room 102 (Sitting Room).....	7
Room 103 (Rear Stair Hall).....	10
Room 104 (Pantry).....	14
Room 105 (Exhibit Room).....	16
Room E-1 (Elevator).....	18
Room 106 (Entry Vestibule).....	20
Room 107 (Entrance Hall).....	23
Room 108 (Front Parlor).....	26
Room 109 (Back Parlor).....	29
Room 110 (Dining Room).....	32
Room 111 (Kitchen).....	35
Room 112 (Rear Entry Hall).....	39
Room 113 (Laundry Room).....	42
Room 114 (Lavatory).....	44
Room 201 (Hattie Walker Bedroom).....	47
Room 202 (Closet).....	50
Room 203 (Maggie Laura's Bedroom).....	53

Room 204 (Guest Bedroom).....	56
Room 205 (Rear Hall).....	59
Room 206 (Ranger Office)	62
Room 207 (Maggie Walker's Bedroom).....	64
Room 208 (Front Upstairs Hallway).....	67
Room 209 (Study).....	70
Room 210 (Second Floor Hallway)	73
Room 211 (Maggie Walker's Bathroom).....	76
Room 212 (Dressing Room)	79
Room 213 (Polly Payne's Bedroom).....	82
Room 214 (Second Floor Rear Bathroom)	85
Room 215 (Curatorial Office).....	88
Picture Moldings.....	91
Munsell Color Samples.....	Appendix A

Introduction

The Maggie L. Walker House is a two-story brick residential building located at 110 ½ East Leigh Street in the city of Richmond Virginia. Originally constructed by Dr. John Ferguson in 1883, the building was subsequently enlarged by Dr. Robert Jones in 1889, 1892, and 1897, before being sold to Maggie and Armistead Walker in 1904. In 1922, the house was once again enlarged, this time almost doubling the existing square footage of the structure. In 1928, the final addition to the house took place with the insertion of an elevator between the back of the house and the garage.¹ The first floor of the house contains fourteen rooms including a library, front and rear parlors, a dining room, sitting room, kitchen, laundry and a lavatory. The second floor of the building contains the more private areas of the home including the bedrooms, two bathrooms, Maggie Walker's study and dressing room, and a number of guestrooms.

This report outlines the findings of an interior paint analysis carried out by the author on the building's first and second story rooms (excluding those rooms associated with the second story enclosed porches); a number of kitchen furnishings; and a number of previously removed picture moldings now stored in the house's garage. Color matching of the various element's circa 1922-1934 finishes was carried out using the Munsell color notation system.²

¹ For architectural development and history of the structure please refer to the "Maggie L. Walker National Historic Site, Historic Structure Report", prepared by Margaret Pearson Mickler of John M. Dickey, F. A. I. A., dated December, 1982.

² An initial paint analysis of the building's five first floor rooms pre-dating the 1920's additions was carried out by Frank S. Welsh of Bryn Mawr, Pennsylvania in 1981, whose results and conclusions can be found in the above referenced Historic Structure Report dated December, 1982.

Interior Paint Analysis Maggie L. Walker House

Objective: The objective of this paint analysis was to (1) determine the sequence of paint layers applied to those architectural elements found in the first and second floor rooms of the Maggie L. Walker House (excluding the enclosed porches); and to (2) determine and color match individual finishes applied to those elements during the house's historic period of significance (1922-1934). In addition, a number of selected furnishings located within the kitchen of the house were also sampled and analyzed in order to determine their circa 1920's finishes. Finally, a number of picture moldings previously removed from the residence (and now stored in the garage behind the house), were sampled and analyzed in order to determine their historic finishes.

Methodology: Between June 1 and June 4, 1999, 328 individual paint samples were removed from the interior elements of the Maggie L. Walker House. These samples were taken from wood, plaster, and metal elements in rooms 101-114, 210-215, and a number of picture moldings previously removed from the house, using an X-acto knife fitted with a #18 blade. The individual samples were placed in sequentially numbered envelopes and the location and element from which each of the samples were taken was recorded. All paint samples were assigned individual log numbers (MAWA-01-P001 through MAW-01-P328), based on the Integrated Research Organization System (IROS). This system provides a four-part code for each sample that identifies not only the individual sample, but also the park and the structure within the park from which the sample was taken. Subsequently, the samples were packaged and transported to the paint laboratory of the Northeast Cultural Resources Center in Lowell for analysis.

In the lab, the samples were mounted in individual numbered petri-dishes, previously filled with micro-crystalline wax. The samples were then analyzed using a stereo-zoom binocular microscope at 10x-70x magnification. Chromochronologies for the individual samples were recorded on 3"x5" paint analyses cards corresponding to the sample numbers assigned in the field. All paint samples and paint analysis cards are stored at the Northeast Cultural Resources Center, in Lowell, and are available for further study.

The following paint analysis is based on a detailed examination of the above-referenced samples. Color chromologies have been recorded for each sample, and color matching has been carried out using the Munsell color notation system.

I. Paint Analysis Data and Conclusions

Room 101 (Library)

Data

A. Room Description

The library of the Maggie Walker House, located west of room 107 (entrance hall), contains one window and four separate entrances to the room. Door 101-1 located in the south wall of the room leads to the front porch. Doors 101-2 and 101-3 located in the rooms east wall access the entrance hall at its south and north ends respectively. Door 101-4 leads to room 102 (sitting room) located north of the room. The window in the room is situated in the south wall, west of door 101-1.

B. Date of Construction

The library was originally constructed as an office for Dr. Robert Jones in 1892. In 1897 the room was elongated approximately five feet to the south.

C. Location of Removed Paint Samples and Sample Chromochronologies

Twelve paint samples were removed from the Library of the Maggie Walker House at the following locations:

Sample No.	Location Description
MAWA-01-P001	Door 101-1 Rail (south wall)
MAWA-01-P002	Door 101-1 Panel "
MAWA-01-P003	Door 101-1 Trim "
MAWA-01-P004	Baseboard (west wall)
MAWA-01-P005	Radiator Riser Pipe
MAWA-01-P006	Radiator
MAWA-01-P007	Window Sash
MAWA-01-P008	Window Apron
MAWA-01-P009	Picture Molding (west wall)
MAWA-01-P010	Door 101-2 Corner Block (east Wall, south door opening)
MAWA-01-P011	Door 101-4 Corner Block (north Wall)
MAWA-01-P012	Door 101-4 Stile

Under Microscopic examination the following paint layers were identified for the given samples in **Room 101 (Library)**:

Sample Nos.	P001, P002	P003, P004	P005	P006	P007	P008	P009	P010	P011	P012
Substrate	Wood	Wood	Metal	Metal	Wood	Wood	Wood	Wood	Wood	Wood
		Wht			Wht	Wht				
1892	Med.Brn Varnish	Off Wht			Ylw-Brn	Off Wht		Dk.Brn Varnish	Varnish	
	Red-Brn							Off Wht	Off Wht	
	Dk. Brn Varnish	Cream			Off Wht			Off Wht	Cream Wht	
								Off Wht	Off Wht	
	Med.Ylw Varnish	Off Wht			Cream	Cream		Cream Wht	Off Wht	
c. 1910	Off Wht	Lt Blue/Gray	Ylw-Brn	Aluminum		Off Wht		Lt. Blue/Gray		
	Lt. Ylw-Grn				Lt. Ylw-Grn	Lt. Ylw-Grn		Lt. Ylw-Grn	Lt. Ylw-Grn	
										Off Wht. (P) ¹
c. 1922-1934	White	White	Aluminum	Aluminum	White	White		White	White	White
								Off Wht		Off Wht
	Cream	Cream	Cream Ylw	Cream Ylw	Cream Ylw	Cream		Cream	Cream	Cream
	Lt. Blue	Lt. Blue	Lt. Blue	Lt. Blue	Lt. Blue	Lt. Blue		Lt. Blue	Lt. Blue	Lt. Blue
	White	White			White	White	Wht	Wht.	Wht	
							Bole layer			
c. 1984	Cream Wht	Cream Wht	Cream Wht	Cream Wht	Cream Wht	Cream Wht	Gold Leaf	Cream Wht	Cream Wht	Cream Wht

¹ This paint layer, which matches Munsell color 5Y 9/1, also has a coat of glaze applied to it.

Throughout this report, the symbol "(P)" represents a primer layer for the historic finish.

Conclusions

A. Doors, Window Sash, Baseboards, Window and Door Trim

Paint sample P001 and P002 removed from Door 101-1 show this door to have been originally painted with a red-brown colored paint and a dark brown colored varnish. Following a second varnish finish and a light yellow-green painted finish, the door was painted white and finished with a glaze giving the element a high-gloss sheen. This finish which appears to have been applied in 1922 color matches **Munsell color 5Y9/1**. The glaze, which was applied over the white paint layer, is best described as a highly pigmented oil-based coating which imparts a translucent high-gloss sheen to the painted finish. This finish is also the first finish found on paint sample P012 removed from Door 101-4 which, because of its location, must have been installed as part of the building's 1922 expansion. This finish is also found on the room's baseboards, window and door trim, and the window sash. Because these elements were painted no more than three times between 1922 and the 1980's renovations, it is fairly certain that this was the only finish found in the room during the house's period of significance (1922-1934).

B. Radiators, Radiator Pipes

Paint sample P005 and P006 removed from the radiator and radiator pipe located in the southwest corner of the room indicate that these elements, installed in 1905, were painted with aluminum paint during the house's period of significance. The radiator, which may well have been polychromed originally, was later painted to a cream-yellow color prior to being painted light blue and finally the cream-white color seen today.

C. Picture Molding

Paint sample P009 removed from the picture molding running along the room's west wall indicates that this element, which contains only the gold leaf finish found on its surfaces, is a replacement molding, probably installed as part of the 1980's restoration effort. If the picture molding found in the storage area of the house's garage and labeled MAWA 6758, came from this room (and this could not be confirmed by the author), then it appears that the original molding was polychromed using both gold and silver paint (see sample MAWA-01-P326, removed from the above referenced molding).

D. Floors, Wall Surfaces, Ceiling

The floors of the room which are finished with varnish, and the walls and ceiling of the room which are papered were not sampled. Construction photographs and HSR documentation reveal that the wall and ceiling surfaces were stripped of their earlier finishes in the 1980's.

Room 102 (Sitting Room)

Data

A. Room Description

The sitting room of the Maggie Walker House, located north of room 101 (library) and west of room 110 (dining room), contains three window openings and three separate entrances to the room. Door 102-1 located in the south wall of the room leads to the library. Doors 102-2 located in the room's east wall gives access to the dining room. Door 102-3 leads to room 103 (rear stair hall) located north of the room. Window 102-1 is located in the east wall of the room, while windows 102-2 and 102-3 are located in the room's west wall (window 102-2 located south of window 102-3).

B. Date of Construction

The sitting room was constructed as a part of the 1922 building expansion.

C. Location of Removed Paint Samples and Sample Chromochronologies

Thirteen paint samples were removed from the Sitting Room of the Maggie Walker House at the following locations:

Sample No.	Location Description
MAWA-01-P013	Baseboard (east wall)
MAWA-01-P014	Mid-wall Rail (north wall)
MAWA-01-P015	Picture Molding (north wall)
MAWA-01-P016	Lower wall (composition paneling, w. wall)
MAWA-01-P017	Radiator
MAWA-01-P018	Radiator Steam Pipe Riser
MAWA-01-P019	Door 102-2 Stile (east wall)
MAWA-01-P020	Window 102-1 Sill (east wall)
MAWA-01-P021	Window 102-1 Sash
MAWA-01-P022	Window 102-3 Muntin (w.wall, North window)
MAWA-01-P023	Door 102-3 Rail (north wall)
MAWA-01-P024	Door 102-3 Panel "
MAWA-01-P025	Door 102-3 Trim "

Under Microscopic examination the following paint layers were identified for the given samples in Room 102 (Sitting Room):

Sample Nos.	P013, 014, 019, 020-025	P015	P016	P017, 018
Substrate	Wood	Wood	Plaster	Metal
c. 1922-1934 ¹	White	White	Lt. Tan	Aluminum
	Cream Ylw			
	Cream		Cream	Aluminum
	Tan			
	Lt. Ylw			
	Wht	Wht	Wht	Wht
c. 1984	Cream Wht	Cream Wht	Cream Wht	Cream Wht

¹ This paint layer, which matches Munsell color 5Y 9/1, also has a coat of glaze applied to it.

Conclusions

A. Wood Trim, Doors, Windows, Picture Molding

Paint analysis of the wooden elements found in the sitting room reveals that the doors, windows, baseboards, and trim elements including the dado and picture moldings, were all originally painted white matching Munsell color 5Y 9/1 and finished with a translucent glaze giving the elements a high-gloss sheen. The cream-yellow color found on these elements after the original 1922 finish was probably not applied until after the house's period of significance. This conclusion is based on the fact that only four finishes were applied to these elements over the next 60 years, and this yellow finish appears to have been used in a number of other rooms which were painted even more infrequently. It is also very unlikely that this room would have been refinished shortly after its construction. Thus, it can be stated with relative certainty that the cream-white color described above was the finish found in this room through the 1920's, and into the 1930's.

B. Composition Paneling

Paint sample P016 removed from the embossed composition paneling found on the lower portions of the room's walls indicates that this element of the room was originally finished with a gold-tan colored paint matching Munsell color 10YR 7/6. This was the only finish found on this element throughout the house's historic period.

C. Radiator, Radiator Pipes

Paint samples P017 and P018 removed from the room's radiator and a radiator riser pipe indicate that these elements were finished with aluminum paint until the 1980's renovations.

D. Floors, Upper Wall Surfaces, Ceiling

The floors of the room which are varnished, as well as the walls above the dado molding and the room's ceiling, both of which are papered, were not sampled.

Room 103 (Rear Stair Hall)

Data

A. Room Description

The rear stair hall of the Maggie Walker House, located north of room 102 (sitting room) and west of room 111 (kitchen), contains two window openings and four separate entrances to the room, including the stair itself. Door 103-1 located in the south wall of the room leads to the sitting room. Doors 103-2 located in the room's east wall gives access to the kitchen. Door 103-3 leads to room 104 (pantry) located north of the room. The stair located along the west wall of the room leads to the rear upstairs portion of the house (room 205). Window 103-1 is located in the east wall of the room, while window 103-2 is located at the bottom of the stair in the room's west wall.

B. Date of Construction

The rear stair hall was constructed as a part of the 1922 building expansion.

C. Location of Removed Paint Samples and Sample Chronologies

Fourteen paint samples were removed from the rear stair hall of the Maggie Walker House at the following locations:

Sample No.	Location Description
MAWA-01-P026	Baseboard
MAWA-01-P027	Rear Stair Newel Post
MAWA-01-P028	Stair Balustrade
MAWA-01-P029	Door 103-3 Rail (north wall)
MAWA-01-P030	Door 103-3 Trim
MAWA-01-P031	Stair Trim Board--outside stringer
MAWA-01-P032	South Wall Surface
MAWA-01-P033	Radiator
MAWA-01-P034	Ceiling
MAWA-01-P035	Window 103-1 Sash (east wall)
MAWA-01-P036	Transom—Door 103-2 (east wall)
MAWA-01-P037	Window 103-2 Trim (west wall)
MAWA-01-P038	Stair Tread
MAWA-01-P039	Stair Handrail

Under Microscopic examination the following paint layers were identified for the given samples in **Room 103 (Rear Stair Hall)**:

Sample Nos.	P026, 028, 031	P027, P039	P029	P030	P032, P034	P033	P035	P036	P037	P038
Substrate	Wood	Wood	Wood	Wood	Plaster	Metal	Wood	Wood	Wood	Wood
1889							Cream Wht			
							Ylw-Brn		Ylw-Brn	
							Red		Cream	
							Green	Green	Green	
							Green	Green	Green	
								Varnish		
							Lt. Green	Lt. Green	Lt. Green	
								Varnish		
							Black	Tan-Beige	Gray	
		Cream (P)	Cream (P)							
	Wht (P)	Red-Brn	Red-Brn	Wht (P)	Wht (P)		Wht (P)	Wht (P)	Wht (P)	
c.1922-1934	White	Brn. Varnish	Brn. Varnish	White	Cream-Whit	Aluminum	White	White	White	Varnish
	Cr. Ylw		Cr. Ylw	Cr. Ylw	Cr. Ylw		Cr. Ylw	Cr. Ylw	Cr. Ylw	
	Cream		Cream	Cream	Cream		Cream	Cream	Cream	
				Red		Aluminum				
	Cream		Cream	Cream	Cream		Cream	Cream	Cream	
					Off Wht		Off Wht			
					Cr. Ylw		Cr. Ylw			
				Blue	Blue		Blue	Blue	Blue	
	Wht	Wht	Wht	Wht	Wht	Wht		Wht	Wht	
c.1984	Pink-Beige	Pink-Beige	Pink-Beige	Pink-Beige	Pink-Beige	Pink-Beige	Pink-Beige	Pink-Beige	Pink-Beige	

¹ This paint layer, which matches Munsell color 5Y 9/1, also has a coat of glaze applied to it.

Conclusions

A. Baseboards, Wood Trim, Window Sash and Trim, Stair Balustrade

Paint analysis reveals that all of the above referenced elements associated with the house's rear stair hall were painted white and finished with a translucent glaze giving the elements a high gloss sheen color matching Munsell color 5Y9/1 during the building's period of significance. Paint samples P035, P036 and P037 show the elements from which they were removed to pre-date the room's 1922 construction date. This is to be expected for paint samples P035 and P036 removed from the window sash and door transom found in the room's east wall (these elements probably dating to the 1889 kitchen construction date). However, paint sample P037 removed from the trim of the window at the base of the stair shows this element to have been reused from an earlier location in the house. It is quite possible that this element came from a window opening once located in the north wall of the kitchen where door 111-3 is now located. However, this is only speculation based on a study of the building's structural evolution, and should not be taken as fact.

As in rooms 101 and 102 the cream-yellow finish found on the above referenced elements was probably not applied until the mid-1930's or early 1940's.

B. Wall And Ceiling Surfaces

Analysis of samples P032 and P034 removed from the room's wall and ceiling surfaces indicate that these elements were originally painted a cream-white color matching Munsell color 5Y9/2.

C. Newel Post, Stair Handrail

The paint samples P027 and P039 removed from the newel post and handrail of the stair indicate that these elements were originally grained using a cream colored paint as a primer, a red-brown colored paint as the base, and varnish as the finish. In the 1984 restoration, these elements were painted the pink-beige color seen today.

D. Doors

Paint sample P029 removed from Door 103-3 located in the north wall of the room indicates that the doors associated with this room were grained during the house's historic period using the same materials outlined in paragraph C above. However, unlike the stair's newel post and handrail, the room's doors were subsequently painted to match the rest of the wooden elements associated with the room.

E. Stairs

Paint sample P038 removed from a stair tread showed only a single varnish layer on this element that may or may not date to the 1922 construction period. It is likely however, that this is the manner in which the stairs were finished.

F. Radiator

Paint sample P033 removed from the radiator in the room indicates that this element was finished with aluminum paint, until the modern pink-beige finish was applied in the 1980's.

Room 104 (Pantry)

Data

A. Room Description

The pantry of the Maggie Walker House, located north of room 103 (rear stair hall), contains one window opening and one entrance to the room. The door to the room (Door 104-1) is located in the south wall of the room and opens into the house's rear stair hall. The window in the room (Window 104-1) is located in the west wall of the room.

B. Date of Construction

The pantry was constructed as a part of the 1922 building expansion.

C. Location of Removed Paint Samples and Sample Chronologies

Six paint samples were removed from the Pantry of the Maggie Walker House at the following locations:

Sample No.	Location Description
MAWA-01-P125	Baseboard (east wall)
MAWA-01-P126	North Wall Surface
MAWA-01-P127	Window 104-1 Trim (west wall)
MAWA-01-P128	Door 104-1 (south wall)
MAWA-01-P129	Door 104-1 Trim
MAWA-01-P130	Ceiling

Under Microscopic examination the following paint layers were identified for the given samples in **Room 104 (Pantry)**:

Sample Nos.	P125	P126, 127	P128	P129	P130
Substrate	Wood	Plaster/Wood	Wood	Wood	Plaster
	Off-Wht. (P) ¹	Off-Wht. (P)	Cream (P)	Off-Wht. (P)	
c.1922-1934 ¹	White ¹	White ¹	Orange-Brn.	White ¹	White ¹
	Black	Cr. Ylw		Cr. Ylw	
	Green			Green	
	Lt. Blue	Lt. Blue		Lt. Blue	Lt. Blue
		Wht			
c.1984	White	White		White	White

¹ This paint layer, which matches Munsell color 5Y 9/1, also has a coat of glaze applied to it.

Conclusions

A. Baseboard, Window and Door Trim, Wall and Ceiling Surfaces

Paint analysis of the room's above referenced elements indicate that these items were originally finished with a white colored paint and translucent glaze matching Munsell color 5Y 9/1. This is probably the only finish associated with the house's historic period (1922-34) as these elements were painted no more than three times in the subsequent 60 years. Again, the cream-yellow colored paint found on the room's walls, and window and door trim, was probably not applied to these elements until the mid-1930's or early 1940's.

B. Door

Paint sample P0128 removed from the room's door indicates that the interior room surface of the door still retains its original finish applied in 1922. This finish was accomplished using a cream colored paint as a primer, an orange-brown colored paint matching Munsell color 5YR 6/6 as the base, and varnish as the finish. The exterior room surface of the door which corresponds to door 103-3 has had its original finish covered over by a number of newer paint layers (see P029, Room 103).

Room 105 (Exhibit Room)

Data

A. Room Description

The exhibit room of the Maggie Walker House, located north of room 104 (pantry) and west of room 112 (rear entry hall), contains one window opening and two entrances to the room including the elevator located in the room's north wall. The door to the room (Door 105-1) is located in the east wall of the room and opens into the house's rear entry hall. The window in the room (Window 105-1) is located in the west wall of the room.

B. Date of Construction

The pantry was constructed as a part of the 1922 building expansion.

C. Location of Removed Paint Samples and Sample ChromoChronologies

Ten paint samples were removed from the Exhibit Room of the Maggie Walker House at the following locations:

Sample No.	Location Description
MAWA-01-P040	Baseboard (west wall)
MAWA-01-P041	E. Wall (below picture molding)
MAWA-01-P042	Picture molding
MAWA-01-P043	E. Wall (above picture molding)
MAWA-01-P044	Ceiling
MAWA-01-P045	Radiator Pipe
MAWA-01-P046	Radiator
MAWA-01-P047	Window 105-1 Trim
MAWA-01-P048	Door 105-1 Trim (east wall)
MAWA-01-P049	Door 105-2 (elevator door)

Under Microscopic examination the following paint layers were identified for the given samples in **Room 105 (Exhibit Room)**:

Sample	P040, 042	P041	P043, 044	P045, 046	P047	P048	P049
Substrate	Wood	Plaster	Plaster	Metal	Wood	Wood	Wood
		Size	Size				
	Whit. (P) ¹	Cream(P)	Cream(P)		Whit. (P)	Whit. (P)	
c. 1922-1934	White ¹	Cream, Whit.	Cream, Whit.	Aluminum	White	White	Cream, Whit.
	Cr. Ylw	Cr. Ylw			Cr. Ylw	Cr. Ylw	Cr. Ylw
						Lt. Cream	
	Gray		Gray		Gray	Gray	Gray
			Cr. Beige	Cr. Beige	Cr. Beige	Cr. Beige	
		Blue-Grn	Green	Green		Green	Green
	Cream	Cream		Cream	Cream	Cream	Cream
			Pink		Pink		
	Turquoise	Turquoise	Lt. Blue	Turquoise	Turquoise	Turquoise	Turquoise
	White	White	White	White	White	White	White
c. 1984	Pink	Pink	White	Pink	Pink	Pink	Pink

¹ This paint layer, which matches Munsell color 5Y 9/1, also has a coat of glaze applied to it.

Conclusions

A. Baseboards, Window and Door Trim, Picture Molding

Paint analysis of the room's above referenced elements indicate that these items were originally finished with a white colored paint matching Munsell color 5Y 9/1 and glazed.

B. Wall and Ceiling Surfaces, Elevator Door

Analysis of samples P041, 043, and 044 removed from the room's wall and ceiling surfaces indicate that these elements were painted a cream-white color during the building's historic period matching Munsell color 5Y9/2. Paint sample P049 removed from the front surface of the elevator door, which was installed in 1928, shows this element to also have been painted cream-white, indicating that the cream-yellow finish found after the original finish, was probably not applied to these elements until the mid-1930's or early 1940's.

C. Door

No paint sample was taken from door 105-1.

D. Radiator, Radiator Pipe

Paint samples P045 and P046 removed from the radiator and radiator pipe in the room indicate that these elements were finished with aluminum paint during the house's historic period.

Room E-1 (Elevator)

Data

A. Room Description

The elevator of the Maggie Walker House, located north of room 105 (exhibit room), contains one entrance to room 105 and one entrance to room 206 (ranger office) through sets of paneled doors located in the south side of the elevator shaft. No windows are associated with this elevator.

B. Date of Installation

The elevator and elevator shaft were installed in 1928.

C. Location of Removed Paint Samples and Sample Chronologies

Four paint samples were removed from the Elevator compartment of the Maggie Walker House at the following locations:

Sample No.	Location Description
MAWA-01-P050	Elevator Door (inside surface)
MAWA-01-P122	Lower Wall Surface of Elevator
MAWA-01-P123	Mid-rail of Elevator Wall Surface
MAWA-01-P124	Upper Wall Surface of Elevator

Under Microscopic examination the following paint layers were identified for the given samples associated with the Elevator (E-1):

Sample Nos.	P050	P122	P123	P124
Substrate	Wood	Wood	Wood	Wood
				Varnish
c.1928-1934	Cream-white	Cream-white	(unfinished)	Cream-white
	Cr. Ylw	Cr. Ylw	Cr. Ylw	Cr. Ylw
c.1984	Pink			

Conclusions

A. Elevator Doors and Wall Paneling

Analysis of paint samples P050, P122 and P124 indicates that the original cream-white colored paint found on the inside surface of the paneled doors and the upper and lower wall surfaces of the elevator matches Munsell color 5Y 9/2.

Analysis of sample P123 removed from the elevator's horizontal mid-rail shows that this element was originally left unfinished. This conclusion is based on the fact that a significant dirt layer was found beneath the element's cream-yellow colored paint layer, indicating that this element was in place for a number of years, prior to being painted. Later, the rail was painted the cream-yellow color seen in the compartment today.

Room 106 (Entry Vestibule)

Data

A. Room Description

The entry vestibule of the Maggie Walker House, located south of room 107 (entrance hall), contains two paired-door entrances to the room. The doors located in the south wall of the room are the house's primary front doors leading to the front porch (Door 106-1). The doors in the north wall of the room lead into the house's front entrance hall (Doors 106-2). No windows are associated with this room.

B. Date of Construction

The entry vestibule appears to have been constructed as a part of the original 1883 building.

C. Location of Removed Paint Samples and Sample Chromochronologies

Ten paint samples were removed from the Entry Vestibule of the Maggie Walker House at the following locations:

Sample No.	Location Description
MAWA-01-P051	Baseboard (west wall)
MAWA-01-P052	S. Wall (next to door)
MAWA-01-P053	Cornice
MAWA-01-P054	Ceiling
MAWA-01-P055	Door 106-1 Stile (s. wall)
MAWA-01-P056	Door 106-1 Panel
MAWA-01-P057	Door 106-1 Trim
MAWA-01-P058	Door 106-2 Stile (n. wall)
MAWA-01-P059	Door 106-2 Trim
MAWA-01-P060	Ceiling Molding

Under Microscopic examination the following paint layers were identified for the given samples in Room 106 (Entry Vestibule):

Sample	P051, 057, 059	P052	P053	P054	P055, 056	P058	P060
Substrate	Wood	Plaster	Plaster	Plaster	Wood	Wood	Plaster
		Wht	Cr. Size	Size			Cr. Size
1883	Varnish	Red	Green	Blue-Grn			Green
	Cr. Wht						
	Varnish						
	Ylw. Brn	Ylw-Brn	Green	Ylw Brn	Lt. Gray	Wht	
	Orange-Brn	Cream		Cream	Orange-Brn	Orange-Brn	
	Varnish	Lime Grn	Lime Grn	Lime Grn	Varnish	Varnish	Green
	Red-Brn		Green		Red-Brn	Tan	
	Varnish	Green	Gold Leaf	Green	Varnish	Varnish	Gold Leaf
	Red-Brn	↓	↓	↓	Red-Brn	↓	↓
c.1922-34	Varnish	↓	↓	↓	Varnish	Varnish	↓
		Cr.-Ylw	Cr. Ylw	Cr. Ylw			Cr. Ylw
		Green	Green	Green			Green
	Brown	Lt. Blue	Lt. Blue	Lt. Blue	Brown	Brown	Lt. Blue
			Green	Green			Green
	Lt. Brn	Lt. Green	Lt. Grn	Lt. Grn	Lt. Brn	Lt. Brn	Lt. Grn
		Green	Green	Green			Green
	Red	Lime Grn	Lime Grn	Lime Grn	Red	Red	Lime Grn
		Green	Green	Green			Green
	Wht	Wht	Wht	Wht	Wht	Wht	Wht
c.1984	Cr. Wht.	Cr. Wht.	Cr. Wht.	Cr. Wht.	Cr. Wht.	Cr. Wht.	Cr. Wht.

Conclusions

A. Baseboards, Doors, Door Trim

Paint samples P051, P055-P057, and P059 removed from the room's baseboards, doors and door trim indicate that these elements were finished with a red-brown paint matching Munsell color 7.5YR 6/4 and a dark brown varnish during the house's period of significance. It is unknown whether or not these doors are original to the building's 1883 construction date, but it is presumed that they are not. This hypothesis is based on the fact that the samples taken from the baseboards, and more importantly the door trim elements, contain at least one earlier finish than those found on the doors themselves.

B. Wall Surfaces

Paint sample P052 indicates that the room's wall surfaces were painted green matching Munsell color 10GY 4/6 during the house's period of significance. It appears, that this decorative finish may actually have been applied prior to the 1922 renovations, and remained through the house's historic period. Of some concern to this theory may be the number of finishes found on the walls

the house's kitchen walls during the same time span (one of the only other first floor rooms to apparently never have been papered). In fact, the blue and green finishes found on the kitchen walls between 1922 and the 1980's renovations correspond quite closely to those found in the vestibule from the same period, giving the author comfort in the above hypothesis.

C. Ceiling

Sample P054 taken from the center of the room's ceiling indicates that this element of the room was probably painted green matching Munsell color 2.5G 6/8 before and during the house's period of significance. This is based on the same theory put forth above in paragraph B

D. Cornice, Ceiling Molding

Samples P053 and P060 removed from the room's cornice and ceiling molding were finished with gold leaf prior to, and during the house's period of significance. This determination was based on the number of paint layers that followed the leaf layer, as compared to the number of layers found in the room's other elements including the wall and ceiling surfaces.

Room 107 (Entrance Hall)

Data

A. Room Description

The entrance hall of the Maggie Walker House, located north of room 106 (entry vestibule) and east of room 101 (library), contains seven entrances into and out of the room. Door 107-1 located in the south wall of the room leads to the entry vestibule. Doors 107-2 and 107-3 located in the room's east wall give access to the house's front and rear parlors respectively. Door 107-4 located in the room's north wall gives access to the dining room. Doors 107-5 and 107-7 located in the room's west wall access the library (door 107-5 located north of 107-7); and door 107-6 situated under the stair leads to the house's basement. No windows are associated with this room.

B. Date of Construction

The entrance hall was constructed as a part of the original 1883 building.

C. Location of Removed Paint Samples and Sample Chronologies

Seventeen paint samples were removed from the entrance hall of the Maggie Walker House at the following locations:

Sample No.	Location Description
MAWA-01-P061	Baseboard (east wall)
MAWA-01-P062	Picture molding
MAWA-01-P063	Cornice band
MAWA-01-P064	Ceiling Cove
MAWA-01-P065	½ Round molding at ceiling
MAWA-01-P066	Ceiling
MAWA-01-P067	Ceiling medallion
MAWA-01-P068	Newel Post
MAWA-01-P069	Balustrade
MAWA-01-P070	Underside of stair handrail
MAWA-01-P071	Stair trim board—outside stringer
MAWA-01-P072	Door 107-6 Trim (basement door)
MAWA-01-P073	Door 107-6
MAWA-01-P074	Door 107-4 Trim (n. wall, door)
MAWA-01-P075	Door 107-3 (door to back parlor)
MAWA-01-P076	Door 107-1 Trim (s. wall)
MAWA-01-P077	Door 107-1

Under Microscopic examination the following paint layers were identified for the given samples in **Room 107 (Entrance Hall)**:

Sample Nos.	P061, 071	P062	P063, 064	P065	P066	P067	P068	P069, 070	P072, 074, 076	P073, 075, 077
Substrate	Wood	Wood	Plaster	Plaster	Plaster	Plaster	Wood	Wood	Wood	Wood
			Size	Size	Glue Size	Size	Shellac			
						Cream Wht	Orange-brn			
1883	Varnish	Red Varnish	Cream-beige	Pink-beige		Varnish	Varnish	Varnish	Varnish	
	Cream		Green	Green		Green			Cream	
				Gold Leaf			Varnish			
										Cream
	Off White	Orange-brn	Orange-brn	Orange-brn				Orange-brn	Off White	Orange-brn
	White		Varnish			Ylw Green	Varnish		White	Varnish
										Red-brn
						Green		Red Glaze		Red Glaze
						Gold Leaf	Varnish	Varnish		
	Wht(P)	Wht(P)				↓		Wht(P)	Wht(P)	Wht(P)
c.1922-1934	White	White	?	?	?	↓	Varnish	White	White	White
						Cr. Ylw		Cr. Ylw	Cr. Ylw	Cr. Ylw
	Cream Wht		Wallpaper	Wallpaper *	Wallpaper *		Varnish	Cream Wht	Cream White	Cream White
								Cream	Cream	Cream
	Off White		Off White				Varnish	Off White	Off White	Off White
								Off White	Off White	Off White
		White			Plaster Skim Coat					
	Lt. Blue	Off White			Lt. Blue			Off White	Lt. Blue	Lt. Blue
		White	White	White		White				White
c.1984	Off White	Gold	Off White	Gold	Off White	Off White	Varnish	Off White	Off White	Off White

[†] This paint layer, which matches Munsell color 5Y 9/1, also has a coat of glaze applied to it.

* Wallpaper not found in paint sample, but known to have existed from photographic documentation of 1980's renovations.

Conclusions

A. Baseboards, Trim Elements, Doors, Balustrade, Under Side of Handrail, Picture Molding

The above referenced elements of the entrance hall appear to have all been painted white and glazed matching Munsell color 5Y 9/1 in 1922. This finish also appears to have been the only paint finish applied to the room during the house's historic period. It should be noted here that the early grained finishes found in the samples removed from the doors in this room were not consistent with the grained finishes found on doors known to have been introduced into the house in 1922. This supports the conclusion that the white painted finish referenced above is indeed the 1922 finish.

B. Ceiling

Though there exists good documentation that the walls of the room were papered in 1922, no conclusions regarding the ceiling's historic finish from this period could be reached from the paint samples removed by the author. Construction photographs of the room from the 1980's renovations show the ceiling elements to have been papered at an earlier date, however, it cannot be determined at what point in time these, or any earlier papers from the ceiling, were applied. Because no paint layers are found in any of the samples removed from the ceiling's elements after an early orange-brown colored finish, it can be assumed that the ceiling may have been papered at a fairly early date. This, however, is only an assumption.

C. Ceiling Medallion

Paint sample P067 removed from the ceiling medallion indicates that this element was finished with gold leaf during the house's historic period.³ This finish however, may have been applied prior to the 1922 renovations, and retained through the house's historic period. The limited number of finishes found in this sample after the gold leaf finish is not unexpected since such a finish may easily have been retained for upwards of forty years. Also, knowing that the ceiling was papered at a fairly early date, would further support the premise that only rarely would the ceiling medallion have been painted.

D. Newel Post

The newel post, which was originally finished using an orange-brown colored paint and varnish, has had multiple varnish coats applied to it over the years. Thus, except for a darkened appearance due to the additional varnish coats applied to the element since 1922, this is how the post would have appeared during the house's historic era.

³ Because only one paint sample was removed from this element, it cannot be determined whether the medallion had a polychromed or monochromed finish.

Room 108 (Front Parlor)

Data

A. Room Description

The front parlor of the Maggie Walker House, located east of room 107 (entrance hall) and south of room 109 (back parlor), contains two entrances into and out of the room, and four windows. Door 108-1 located in the room's west wall leads to the entrance hall. The back parlor of the house can be accessed from the front parlor by simply passing through the colonial revival columned screen introduced between the two rooms in 1922. The windows associated with this space are located in the room's south facing front bay. For purposes of this report, the windows of this room were numbered W108-1 through W108-4 proceeding from the west facing window to the east facing window.

B. Date of Construction

The house's front parlor was constructed as a part of the original 1883 structure.

C. Location of Removed Paint Samples and Sample Chronologies

Seventeen paint samples were removed from the front parlor of the Maggie Walker House at the following locations:

Sample No.	Location Description
MAWA-01-P078	Baseboard (east wall)
MAWA-01-P079	Picture molding
MAWA-01-P080	Cornice
MAWA-01-P081	Ceiling Cove
MAWA-01-P082	½ Round molding at ceiling
MAWA-01-P083	Ceiling
MAWA-01-P084	Ceiling medallion
MAWA-01-P085	Corner trim piece
MAWA-01-P086	Steam pipe
MAWA-01-P087	Radiator
MAWA-01-P088	Window 108-3 Trim (s. wall, e. side)
MAWA-01-P089	Window 108-3 sash
MAWA-01-P090	Door 108-1 Trim (w. wall)
MAWA-01-P091	Door 108-1
MAWA-01-P092	Engaged column at n. partition
MAWA-01-P093	Doric column at n. partition
MAWA-01-P094	Entablature at n. partition

Under Microscopic examination the following paint layers were identified for the given samples in **Room 108 (Front Parlor)**:

Sample Nos.	P078, 085, 088-091	P079	P080, 081, 083	P082	P084	P086, 087	P092-094
Substrate	Wood	Plaster	Plaster	Plaster	Plaster	Metal	Wood
	Brown	Size		Size	Size		
					White		
1883	Varnish				Varnish		
	Golden-Brown				Dark Beige		
	Varnish	Salmon		Salmon	Salmon		
						Brown	
	Cream White				Light Beige		
	White	Gold Leaf / Varnish		Gold Leaf / Varnish	Gold Leaf / Varnish	Aluminum	
	Cream White			↓	↓		
		Green, (P)					White, (P)
c.1922-1934	White *	Light Green	?	↓	↓	White	White *
	Cream Yellow	Cream Yellow			Cream Yellow	Cream Yellow	Cream Yellow
	Cream White						
	Off White				Beige	Beige	Off White
		Ceiling Paper* ₂	Painted Ceiling Paper* ₂	Painted Ceiling Paper* ₂		Aluminum	
	Off White					Off White	Off White
	Off White		White	White	White	White	Off White
		White	White	White			
	Light Blue		Light Blue		Light Blue		Light Blue
		Size					
c.1984	Off White	Gold Leaf	Off White	Gold Leaf	Off White	Off White	Off White

* ¹ This paint layer, which matches Munsell color 5Y 9/1, also has a translucent pigmented glaze applied to it.

* ² Ceiling paper not found in paint sample, but known to have existed from HSR documentation (Historic Structure Report, Maggie L. Walker National Historic Site, December 1982, page A-17).

Conclusions

A. Doors, Windows, Radiator Elements, Columned Screen, Trim Elements

Analysis of paint samples removed from the room's doors, windows, radiator elements, columned screen and trim elements indicate that all of these articles were painted white matching Munsell color 5Y 9/1 during the house's historic period. All of the elements, except for the room's radiator and radiator pipe were also coated with a translucent white pigmented glaze giving these elements a high-gloss sheen.

B. Picture Molding, Half-Round Ceiling Molding

Paint sample P079 removed from the room's picture molding indicates that this elements was finished with a light green colored paint matching Munsell color 5GY 9/2, during the house's historic period. This finish would have helped to tie the picture molding to the green wallpaper from this period.

Sample P082 removed from the ceiling's ½-round molding indicates that this element was finished with gold leaf and varnish prior to the 1922 renovations. This finish appears to have been retained through at least the early 1930's.

C. Ceiling Medallion

Like the ceiling's ½-round molding, it appears that the room's ceiling medallion was finished prior to the 1922 renovations with gold leaf and varnish. This finish which may well have been applied as part of the room's 1905 renovations (when the cabinet mantles and radiators were installed in the house), was likely retained through the house's historic period. Because only one paint sample was removed from the medallion, it is unknown whether this element had a polychromed or monochromed finish..

D. Ceiling

No conclusions regarding the ceiling's historic finish could be determined from the paint samples removed by the author. It is, however, believed that the "ceiling paper" and "pale yellow" finishes described in the HSR as the room's ceiling and cornice finishes from the 1920's, were probably not these elements finishes until sometime in the 1930's. If this presumption is correct, then the finish found beneath the ceiling paper described as "yellowish-white," was likely the color of the ceiling during the house's historic period. This term "yellowish-white" used in the 1982 paint study generally corresponded to Munsell color 5Y 9/1.

Room 109 (Back Parlor)

Data

A. Room Description

The back parlor of the Maggie Walker House, located north of room 108 (front parlor) and south of room 110 (dining room), contains three entrances into and out of the room, and two window openings. Door 109-1 located in the room's north wall leads to the dining room. Door 109-2 located in the west wall of the room gives access to the northern portion of room 107 (entrance hall). The front parlor of the house can be accessed from the back parlor by simply passing through the colonial revival columned screen introduced between the two rooms in 1922. The windows associated with this room are located in the room's east and north facing walls (window 109-1, and 109-2 respectively).

B. Date of Construction

The house's back parlor was constructed as a part of the original 1883 structure.

C. Location of Removed Paint Samples and Sample Chromochronologies

Twelve paint samples were removed from the back parlor of the Maggie Walker House at the following locations:

Sample No.	Location Description
MAWA-01-P095	Baseboard (west wall)
MAWA-01-P096	Radiator
MAWA-01-P097	Radiator pipe
MAWA-01-P098	Window 109-2 Trim (n. wall)
MAWA-01-P099	Door 109-1 Trim (n. wall)
MAWA-01-P100	Door 109-1
MAWA-01-P101	Picture molding
MAWA-01-P102	Cornice
MAWA-01-P103	Ceiling Cove
MAWA-01-P104	½ Round molding at ceiling
MAWA-01-P105	Ceiling
MAWA-01-P106	Ceiling medallion

Under Microscopic examination the following paint layers were identified for the given samples in **Room 109 (Back Parlor)**:

Sample Nos.	P095, 098, 099	P096, 097	P100	P101	P102	P103	P104	P105	P106
Substrate	Wood	Metal	Wood	Wood/ Plaster	Plaster	Plaster	Plaster	Plaster	Plaster
				Size	Size		Size		Size
	Brown								White
1883	Varnish								Pale Blue
	Golden Brown								Cream White
c.1897	Varnish								Off White
	Cream White								Varnish
	White								Cr. Beige
		Size							Size
c.1910	Cream White	Aluminum		Gold Leaf / Varnish	(Polychrome- Gold, silver) ³				Gold Leaf / Varnish
									↓
c.1922-1934	Off White (P) White	White	Off White (P) White	Green (P) Lt. Green					↓
	Cream- Yellow		Cream- Yellow						Cream Yellow
	Cream White	White	Cream White						White
		Aluminum		Ceiling Paper * 2	Ceiling Paper * 2	Ceiling Paper * 2	Ceiling Paper * 2	Ceiling Paper * 2	
c.1950	Off White	Cr. Yellow	Off White						Lt. Yellow
	Off White	Cr. Yellow	Off White	Off White					Lt. Yellow
						Size	Size	Skim coat	
				White				Off White	Cr. White
	Light Blue	White	Light Blue	Off White	White	White	White	Light Blue	Light Blue
c.1984	Off White	Off White	Off White	Gold Leaf	Off White	Off White	Gold Leaf	Off White	Off White

* ¹ This paint layer, which matches Munsell color 5Y 9/1, also has a thin coat of clear gloss varnish applied to it. The White colored paint found on samples P096 and 097 also matches Munsell Color 5Y 9/1, but do not have gloss layers associated with them.

* ² Ceiling paper not found in paint sample, but known to have existed from HSR documentation (Historic Structure Report, Maggie L. Walker National Historic Site, December 1982, page A-19).

* ³ Polychromed finish not found in paint sample but documented in 1982 HSR as late 19th century finish.

Conclusions

A. Doors, Windows, Radiator Elements, Columned Screen, Trim Elements

As in the front parlor, analysis of the paint samples removed from the room's doors, windows, radiator elements, columned screen and trim elements indicate that all of these articles were painted white matching Munsell color 5Y 9/1 during the house's historic period. All of the elements, except for the room's radiator and radiator pipe were also coated with a translucent white pigmented glaze giving these elements a high-gloss sheen.

B. Picture Molding

Paint sample P101 removed from the room's picture molding indicates that this elements was finished with a light green colored paint matching Munsell color 5GY 9/2 during the house's historic period. It is likely that this finish was applied to the picture molding in 1922, which would have helped to tie this element to the green wallpaper from this period. The underlying leaf, was probably applied in 1905 when the cabinet mantels were installed in the room, or shortly thereafter.

C. Ceiling Medallion

It appears that the room's ceiling medallion was finished prior to the 1922 renovations with gold leaf and varnish. This finish was likely retained through the house's historic period. Because only one paint sample was removed from the medallion, it is unknown whether this element had a polychromed finish as described in the 1982 HSR, or a monochromed gold leaf finish.

D. Ceiling, Cornice, ½ Round Molding

No conclusions regarding the historic finishes on the room's ceiling, cornice or ½-round molding could be reached from the paint samples removed by the author. However, while the paint sample removed from the ceiling's ½-round molding did not contain any of the earlier finishes, it can be logically presumed that this element, like its counter part in the front parlor, was probably finished with gold leaf and varnish during the house's historic period.

Also, as in the front parlor, it is believed that the "ceiling paper" and "pale yellow" finishes described in the HSR as the room's ceiling and cornice finishes from the 1920's, were probably not these elements finishes until sometime in the 1930's. If this presumption is correct, then, as in the front parlor, the finish found beneath the ceiling paper described as "yellowish-white," was likely the color of the ceiling during the house's historic period. The term "yellowish-white" used in the 1982 paint study generally corresponded to Munsell color 5Y 9/1.

Room 110 (Dining Room)

Data

A. Room Description

The dining room of the Maggie Walker House, located north of room 109 (back parlor) and south of room 111 (kitchen), contains five entrances into and out of the room, and two window openings: Doors 110-1 and 110-5 located in the room's south wall lead to the back parlor and the entrance hall, respectively. Door 110-2 located in the east wall of the room gives access to the side porch. Door 110-3 located in the room's north wall leads into the kitchen, while door 110-4 located in the room's west wall accesses the sitting room. The windows associated with this room are located in the room's east and west facing walls (window 110-1, and 110-2 respectively).

B. Date of Construction

The house's dining room was constructed as a part of the original 1883 structure.

C. Location of Removed Paint Samples and Sample Chronologies

Fifteen paint samples were removed from the dining room of the Maggie Walker House at the following locations:

Sample No.	Location Description
MAWA-01-P107	Baseboard (west wall, south side)
MAWA-01-P108	Baseboard (west wall, patched area)
MAWA-01-P109	Baseboard (west wall, north side)
MAWA-01-P110	Chair rail
MAWA-01-P111	Ceiling cove
MAWA-01-P112	Ceiling, egg & dart band
MAWA-01-P113	Center band of tin ceiling
MAWA-01-P114	Tin ceiling panel
MAWA-01-P115	Radiator
MAWA-01-P116	Radiator pipe
MAWA-01-P117	Water pipe in SE corner of room
MAWA-01-P118	Door 110-2 Trim (east wall)
MAWA-01-P119	Door 110-2
MAWA-01-P120	Window 110-2 Trim (west wall)
MAWA-01-P121	Door 110-4 Trim (w. wall)

Under Microscopic examination the following paint layers were identified for the given samples in Room 110 (Dining Room):

Sample Nos.	P107	P108, 118	P109	P110, 119, 121	P111	P112, 113, 114	P115	P116	P117	P120
Substrate	Wood	Wood	Wood	Plaster / Wood	Metal	Metal	Metal	Metal	Metal	Wood
1883	Tan-Beige	Tan-Beige	Tan-Beige							
	Light Olive Green	Light Olive Green	Light Olive Green							
			Tan Beige							
			Varnish							
	Brown	Brown						Brown		
		Lt. Brown	Lt. Brown		Cr. Beige					Lt. Brown
	Varnish	Varnish	Varnish		Lt. Beige					Varnish
		Cr. White	Cr. White							Cr. White
		White	White	White	Cr. Beige				Aluminum	White
		Cr. White	Cr. White	Cr. White	Cr. White					Cr. White
c.1922-1934	(White)	White	White	White	Light Blue Gray	Light Blue Gray	Aluminum	Aluminum	Aluminum	White
		Cr. Ylw	Cr. Ylw	Cr. Ylw			Beige-Ylw	Beige-Ylw	Cr. Ylw	Cr. Ylw
		Grn-Ylw	Grn-Ylw	Grn-Ylw						Grn-Ylw
		Ylw-white	Ylw-white	Ylw-white	Lt. Gray	Lt. Gray	Aluminum	Aluminum	Ylw-white	Ylw-white
				Ylw-white						
	White	White	White	White	White	White	White	White	White	White
c.1984	Off-white	Off White	Off White	Off White	Off White	Off White	Off White	Off White	Off White	Off White

* This paint layer, which matches Munsell color 5Y 9/1, also has a thin coat of glaze applied to it.

Conclusions

A. Baseboards

Three paint samples (P107-P109) were removed from the baseboard along the room's west wall for analysis. Sample P107 was removed from south of the patched area of the baseboard where an interior wall is thought to have once been located. Sample P108 was removed from the patched area itself, and sample P109 was removed from the baseboard north of the patched area. Analysis of the three samples revealed that by 1922 the baseboards in the room were painted white with a translucent white pigmented glaze applied to them giving the element a high gloss sheen and color matching Munsell color 5Y 9/1. Analysis also revealed that the interior wall that is thought to have once divided the room into two separate areas was not original to the building's construction, but was constructed fairly early in the house's history. The wall, however, was apparently in place for only a very limited number of years, possibly allowing the northern part of the dining room to function as a pantry. Because no patch was found in the baseboard on the room's east wall, it is logical to assume that the interior partition described above was probably removed when the kitchen was added and the dining room was widened to its current configuration (c.1889-95).

B. Doors, Windows, and Trim Elements

Analysis of paint samples removed from the room's door and window elements, and the room's chair rail indicate that all of these elements, like the above mentioned baseboards, were finished with a white paint and translucent glaze color matching Munsell color 5Y 9/1 in 1922.

Analysis also revealed that doors 110-2 and 110-4, located in the room's east and west walls respectively, and the room's chair rail, were apparently installed as part of the 1922 renovations.

Window opening 110-2 found in the west wall of the room, is an early room element, but judging from the paint layers found, does not appear to be original to the building's construction. It was probably inserted into the room when the interior partition that once divided the room was removed. The sashes found in this window date to the 1922 renovations.

C. Ceiling Elements

Paint samples P111-P114 removed from the room's tin ceiling revealed that the ceiling may be composed of elements from two different periods, though no logical explanation for this is known. Sample P111 removed from the cornice/cove elements of the ceiling clearly contained at least three earlier finishes than samples P112-P114 removed from the central portions of the ceiling. The ceiling, which probably dates to c.1889-95 when the kitchen was added and the dining room widened to its current configuration, appears to have been painted a light blue-gray color falling between Munsell colors N 8.5 / and 10B 9/1 during the house's historic period.

D. Radiator, Water and Radiator Pipes

Paint samples removed from the radiator, radiator riser pipe, and the water pipe located in the southeast corner of the room reveal that these elements were painted with aluminum paint during the house's historic period.

Room 111 (Kitchen)

Data

A. Room Description

The kitchen of the Maggie Walker House, located north of room 110 (dining room) and east of room 103 (rear stair hall), contains three entrances into and out of the room, and two window openings. Door 111-1 located in the room's south wall lead to the house's dining room. Door 111-2 located in the west wall of the room gives access to the rear stair hall. Door 111-3 located in the room's north wall leads into the rear entry hall. The windows associated with this room are located in the room's east and west facing walls (window 110-1, and 110-2 respectively).

B. Date of Construction

The house's kitchen was added onto the original building between the years 1889 and 1895.

C. Location of Removed Paint Samples and Sample Chronochronologies

Eighteen paint samples were removed from the kitchen of the Maggie Walker House at the following locations:

Sample No.	Location Description
MAWA-01-P131	Toe molding (south wall)
MAWA-01-P132	Wainscot (south wall)
MAWA-01-P133	Chair rail
MAWA-01-P134	Wall surface
MAWA-01-P135	Door 111-1 Trim (south wall)
MAWA-01-P136	Window 111-1 Trim (east wall)
MAWA-01-P137	Window 111-1 Sash (east wall)
MAWA-01-P138	Stove Hood
MAWA-01-P139	Window 111-2 Sash (west wall)
MAWA-01-P140	Window 111-2 Trim
MAWA-01-P141	Kitchen cabinet
MAWA-01-P142	Kitchen table
MAWA-01-P143	Kitchen chair (rush seat)
MAWA-01-P144	Kitchen chair (leg)
MAWA-01-P145	Kitchen table (underside)
MAWA-01-P146	Ceiling
MAWA-01-P147	Radiator pipe
MAWA-01-P148	Kitchen table (leg)

Under microscopic examination the following paint layers were identified for the given samples in **Room 111 (Kitchen)**:

Sample Nos.	P131	P134	P132, 133, 135-137, 139, 140	P138	P141	P142, 145, 148	P143	P144	P146	P147
Substrate	Wood	Plaster	Wood	Metal	Metal	Wood	Rush (cane)	Wood	Plaster	Metal
			Beige							
c.1889		Cr. Yellow	Varnish							
			Lt. Brown							
		Beige	Varnish							Ylw/Alumi.
		Lt. Green	Beige	Black						Green
		Green	Varnish	Varnish						Green
		Cr. Yellow	Cr. Yellow							Cr. Yellow
		Cr. Yellow	Cr. Yellow							Cr. Yellow
			Brown							
			Cream							
		Cr. White	Varnish							Cr. White
			Lt. Green							
		Cr. Yellow	Lt. Green							
		Cr. White	Lt. Green							
			Green							Aluminum
		Cr. Yellow	Varnish							Varnish
						Lt-Brn.(P)				
c.1922-1934	Lt. Mint Green	Cr. White	Lt. Mint Green	(Cr. White)	Lt. Cream-White	Dk. Brown Varnish	Varnish	Varnish	(Cr. White)	Cr. White
	Lt. Green	Cream	Lt. Green							Cream
	Green	Off White	Green							Off White
	Lt. Blue	Cr. Yellow	Lt. Blue			Blue-Green	Blue-Green	Blue-Green		Cr. Yellow
	Green	Cr. Yellow	Green				Green			Cr. Yellow
	Dk. Green		Dk. Green							Cr. Yellow
	Dk. Green	Cr. Yellow	Dk. Green		Lt. Yellow	Dk. Green	Dk. Green	Dk. Green		Dk. Green
	Green	Lt. Gray	Green				Green			
	Blue-green	Lt. Blue	Blue-green				Blue-Green			
	White	Green	White			White	Green	White		Green
	Peach	Green	Peach	Yellow						Green
	White	White	White	White					White	White
c.1984	Peach-beige	Yellow	Peach-beige	Yellow	Off White	Green	Cr. White	Green	Off White	Yellow

Conclusions

A. ¼-Round Toe Molding, Wainscot, Chair Rail, Window and Door Elements

Paint sample P131 removed from the kitchen's ¼-round toe molding found at the base of the room's walls was originally painted a mint-green color matching Munsell color 2.5G 9/4. This element is believed to have been inserted into the room's architectural fabric as part of the 1922 renovations. The mint-green paint layer is also found on the paint samples taken from the room's wainscot, chair rail, door trim, window trim and sashes dating to the period of significance (1922-34).

No paint samples were removed from the room's interior door surfaces. However, sample P156 removed from the exterior side of door 111-3 shows this side of the door to have been grained during the house's historic period.

B. Wall Surfaces, Ceiling, Oven Hood, Radiator Pipes

Paint samples removed from the plastered wall surfaces and the radiator pipe in the southeast corner of the room indicate that these elements were painted a cream-white color matching Munsell color 5Y 9/2 during the house's historic period.

Unfortunately, the historic paint finishes have been removed from the room's ceiling and the stove hood since the 1981 paint analysis was carried out; thus, the author relied in part on Mr. Welsh's findings for these elements. According to Mr. Welsh's report, except for the earliest paint layers found on the stove hood, both the paint chronologies of the hood and the ceiling followed those of the plastered wall surfaces. For this reason, it is recommended that both the hood and the ceiling be painted to match the historic cream-white color found on the wall surfaces from this period which corresponds to Munsell color 5Y 9/2.

C. Kitchen Cabinet

Paint samples taken from the inside surfaces of the kitchen cabinet reveal that its original paint was a light cream-white color falling between Munsell colors 5Y 9/1 and 5Y 9/2. Preliminary research indicates this metal cabinet likely dates to the late 1920's or early 1930's

D. Kitchen Table and Chairs

Paint analysis reveals that the kitchen table appears to have been finished with a light-brown color paint matching Munsell color 10YR 7/4 and a dark brown varnish during the 1920's and 30's.

Paint sample P143 removed from the rush seat of one of the kitchen chairs showed this element to have been finished with a golden-brown colored varnish originally. Unfortunately, while the sample removed from the leg of the chair also showed an early varnish layer to have been present, the findings regarding the wooden portion of the chair were inconclusive as the earliest finishes from this portion of the chair appear to have been stripped. Though it can not be stated as a certainty, it is likely that the wooden portion of the kitchen chairs were originally finished in the same manner as the above referenced kitchen table.

Room 112 (Rear Entry Hall)

Data

A. Room Description

The rear entry hall of the Maggie Walker House, located north of room 111 (kitchen) and east of room 105 (exhibit room), contains seven entrances into and out of the room, and one window opening. Door 112-1 located in the room's south wall leads to the house's side porch. Door 112-2 located opposite door 112-1 gives access to the house's laundry room. Door 112-3 also located in the room's south wall, west of door 112-1 leads into the kitchen. Doors 112-4 and 112-5 located in the room's west facing wall access a utility closet and the exhibit room, respectively. Door 112-6 located in the room's east facing wall accesses the first floor lavatory, while door 112-7 located in the room's north wall is the house's primary rear entry. The only window associated with this room (window 112-1), is located in the room's east wall.

B. Date of Construction

The house's rear entry hall was constructed as part of the building's 1922 enlargement.

C. Location of Removed Paint Samples and Sample Chronologies

Twelve paint samples were removed from the rear entry hall of the Maggie Walker House at the following locations:

Sample No.	Location Description
MAWA-01-P149	Baseboard (south wall)
MAWA-01-P150	Wall surface (north wall)
MAWA-01-P151	Fuse Box
MAWA-01-P152	Door 112-1 Trim (s.e. entry)
MAWA-01-P153	Door 112-1
MAWA-01-P154	Window 112-1 Trim (east wall)
MAWA-01-P155	Wall Surface (south wall)
MAWA-01-P156	Door 112-3 (door to kitchen)
MAWA-01-P157	Door 112-7 (rear entry)
MAWA-01-P158	Ceiling
MAWA-01-P159	Water Pipe (s.e. corner of room)
MAWA-01-P168	Door 112-2 (door to laundry)

Under Microscopic examination the following paint layers were identified for the given samples in **Room 112 (Rear Entry Hall)**:

Sample Nos.	P149, 152, 154	P150, 155	P151	P153, 168	P156	P157	P158	P159
Substrate	Wood	Plaster	Metal	Wood	Wood	Wood	Plaster	Metal
					Cream			
					Red-Brown			
					Brn. Varnish			
					Varnish			
					Cream Wht.			
					Beige-Tan			
					Green			
					Lt. Green			
					Lime Green			
					Blue-Green			
		(Size)	Black	Orange-Brn	Orange-Brn		(Size)	Aluminum
c. 1922-1934	White	Cream Wht.	Varnish	Varnish	Varnish		Cream Wht.	Aluminum
	Cream Wht.			Cream Wht.			Cream Yellow	
	Tan Beige			Tan Beige				
	Varnish	Orange-Brn.		Varnish				
	Tan-Beige	Dk. Mustard	Mustard	Tan-Beige	Dk. Mustard		Dk. Beige	Tan-Beige
							Cream Ylw.	
	Orange-Red	Brown		Orange-Red	Orange-Red		Cream Wht.	Orange-Red
	White	White	Cream Wht.	White	White	White	White	White
	Peach	Peach	Yellow	Peach	Peach	Peach	Off White	Peach
	White	White	White	White	White	White	White	White
c. 1984	Peach-beige	Peach-beige	Peach-Beige	Peach-beige	Peach-beige	Peach-beige	Off White	Peach-beige

* This paint layer, which matches Munsell color 5Y 9/1, also has a thin coat of glaze applied to it.

Conclusions

A. Baseboards, Window and Door Trim

Analysis of paint samples P149, 152, and 154, removed from the above referenced room elements indicate that these materials were all painted white and finished with a translucent white pigmented glaze giving these elements a high gloss sheen color matching Munsell color 5Y 9/1 during the house's historic period.

B. Wall Surfaces and Ceiling

Paint samples P150 and 151 removed from the room's wall surfaces and sample P158 removed from the room's ceiling indicate that these elements were painted a cream-white color matching Munsell color 5Y 9/2 in 1922.

C. Doors

Analysis of paint samples P153 and 156 removed from door 112-1 and 112-3, respectively indicate that these elements were grained during the house's historic period, using an orange-brown colored paint as the base, and a varnish finish. The analysis also revealed that door 112-3 (kitchen door) is a very early door, while door 112-7 (rear entry door) is a replacement door dating to the 1979-85 renovations.

D. Fuse Box, Water Pipe

Paint analysis of sample P151 removed from the surface of the electrical fuse box, which was probably installed as part of the 1922 renovations, indicates that this element was originally painted black matching Munsell color N1.5/ and varnished.

Paint sample P159 removed from the metal pipe found in the southeast corner of the room indicates that this element was originally finished with aluminum paint.

Room 113 (Laundry Room)

Data

A. Room Description

The laundry room of the Maggie Walker House, located north and east of room 112 (rear entry hall) and south of room 114 (lavatory), contains only one entrance into and out of the room, and two window opening. Door 113-1 located in the room's south wall leads to the house's rear entry hall. The window openings associated with this room are located in the east wall of the structure and are identified as window 113-1 to the south, and window 113-2 to the north.

B. Date of Construction

The house's laundry room was constructed as a part of the building's 1922 enlargement.

C. Location of Removed Paint Samples and Sample Chronologies

Nine paint samples were removed from the laundry room of the Maggie Walker House at the following locations:

Sample No.	Location Description
MAWA-01-P160	Baseboard
MAWA-01-P161	Radiator
MAWA-01-P162	Window 113-1 Sill (se window)
MAWA-01-P163	Wall surface
MAWA-01-P164	Ceiling
MAWA-01-P165	Shelf in nw corner of room
MAWA-01-P166	Splash board at sink tubs
MAWA-01-P167	Door 113-1 Trim (south wall)
MAWA-01-P169	Hook board on south wall

Under Microscopic examination the following paint layers were identified for the given samples in Room 113 (Laundry Room):

Sample Nos.	P160, 162, 167	P161	P163, 164, 169	P165, 166
Substrate	Wood	Metal	Plaster / Wood	
	White (P)	Size		
c.1922 ¹	White	Aluminum	Golden-beige	(Unfinished) ²
	Orange-Brn	Cream Wht.		Golden-beige
	Varnish	Lime Green		
	Orange-Brn	Lime Green	Yellow	Orange-Brn
	Orange-Red	Turquoise		Dk. Brown
	White	White	White	White
c.1984	Peach-beige	Peach-beige	Peach-beige	Peach-beige

* ¹ This paint layer, which matches Munsell color 5Y 9/1, also has a thin coat of glaze applied to it.

* ² A heavy dirt layer found beneath the earliest paint layers suggests that these elements were originally installed unfinished.

Conclusions

A. Baseboards, Window and Door Elements

Analysis of the paint samples removed from the window trim, door trim and baseboard of the laundry room in the Maggie Walker House revealed that the white paint layer found on these elements from the c.1922-34 era matched Munsell color 5Y 9/1. A translucent white pigmented glaze was also applied over this paint layer giving the elements a high-gloss sheen.

Although no paint sample was removed from the interior surface of the door associated with this room, it can be safely assumed that the inside surface of the door was grained, matching the doors outside surface (see samples P168-room 112).

B. Wall and Ceiling Surfaces, Wall Mounted Hook Board

Analysis of paint samples removed from the room's ceiling and walls reveal that these elements were originally painted a golden-beige color falling between Munsell colors 10YR 7/4 and 10YR 7/6. The hook board mounted on the room's south wall was also painted this golden-beige color at the time of its installation.

C. Shelf in N.W. corner of Room; Sink's Back Splashboard

Analysis of paint samples removed from the shelf found in the north-west corner of the room, and the splashboard associated with the sink tubs, showed a heavy layer of dirt between the wooden substrates and the first layer of paint found on these elements. This generally indicates that the elements were originally unfinished. Later, probably by 1928, these elements were painted the golden-beige color found on the room's walls and ceiling from this era (the color falling between Munsell colors 10YR 7/4 and 10YR 7/6).

D. Radiator

Analysis indicates that the radiator in the room was originally finished with aluminum paint.

Room 114 (Lavatory)

Data

A. Room Description

The first floor lavatory of the Maggie Walker House, located north of room 113 (laundry room) and east of room 112 (rear entry hall), contains only one entrance into and out of the room, and one window opening. Door 114-1 located in the room's west wall leads into the house's rear entry hall. The window opening is located in the east wall of the room and identified as window 114-1 for purposes of this report.

B. Date of Construction

The first floor lavatory was constructed as a part of the building's 1922 enlargement.

C. Location of Removed Paint Samples and Sample Chronologies

Nine paint samples were removed from the first floor lavatory of the Maggie Walker House at the following locations:

Sample No.	Location Description
MAWA-01-P170	Baseboard (toe molding)
MAWA-01-P171	Wall surface (below chair rail)
MAWA-01-P172	Chair rail molding
MAWA-01-P173	Wall surface (above chair rail)
MAWA-01-P174	Ceiling
MAWA-01-P175	Window 114-1 Trim
MAWA-01-P176	Door 114-1
MAWA-01-P177	Shelf next to mirror (s. wall)
MAWA-01-P178	Door 114-1 Trim

Under Microscopic examination the following paint layers were identified for the given samples in **Room 114 (Lavatory)**:

Sample Nos.	P170, 174	P171	P172, 175, 177, 178	P173	P176
Substrate	Wood / Plaster	Plaster	Wood	Plaster	Wood
		Size (P)		Size (P)	Crn. Wht (P)
					Red-Brown
c.1922-1934		Cream White	White	Cream White	Varnish
		Orange-Brn.	Off White		
		Mustard	Yellow	Yellow	Ylw. Varnish
		Varnish			
		Mauve	Mauve	Cream Ylw.	Cream Ylw.
		Lt. Green	Lt. Green	Beige	
			Cream	Beige-Cream	Dk. Varnish
		Turquoise	Turquoise		
		White	White	White	White
		Peach-beige	Peach-beige	Peach-beige	Peach-beige
	White	White	White	White	White
c.1984	Peach-beige	Peach-beige	Peach-beige	Peach-beige	Peach-beige

* ¹ This paint layer, which matches Munsell color 5Y 9/1, also has a thin coat of glaze applied to it.

Conclusions

A. Window and Door Trim, Shelf, Chair Rail

Analysis of the paint samples removed from the window trim, door trim, the wood shelf mounted on the south wall of the room, and the room's chair rail indicate that the original white paint layer found on these elements from the c.1922-34 era matched Munsell color 5Y 9/1. A translucent white pigmented glaze was also applied over this paint layer giving the elements a high-gloss sheen.

B. Wall and Ceiling Surfaces

Analysis of the paint samples removed from the room's walls (both above and below the chair rail molding) reveal that the walls of the room were originally painted a cream-white color matching Munsell color 5Y 9/2.

Unfortunately, it appears that the room's early ceiling finishes were removed during the 1979-84 renovations, leaving only the modern finish seen today. It is therefore recommended that the ceiling also be painted to match the original cream-white color found on the wall surfaces.

C. ¼-Round Toe Molding

Analysis of the paint sample removed from the ¼-round toe molding at the base of the walls in the lavatory revealed that this element is composed of modern replacement material probably installed during the 1979-84 renovations. The replacement molding, which contains only a primer coat and the finish seen today, probably replaced a similar molding, in all likelihood originally finished with the white paint and glaze coats found on the original wood trim elements of the room matching Munsell color 5Y 9/1.

D. Door

Analysis of the sample removed from the room's door indicates that it was originally grained using a cream colored primer coat, a red-brown base paint layer and dark colored varnish.

Room 201 (Hattie Walker Bedroom)

Data

A. Room Description

The Hattie Walker bedroom of the Maggie Walker House, located south of room 202 (Closet) in the southwest corner of the house, contains two entrances into and out of the room, and three window openings. Door 201-1 located in the room's east wall leads into the house's front upstairs hallway (room 208). Door 201-2 located in the room's north wall accesses the closet between rooms 201 and 203. The window openings are located in the west and south walls of the room and are numbered, for purposes of this report, windows 201-1 through 201-3, from west to east, respectively.

B. Date of Construction

The Hattie Walker bedroom dates to the 1892 enlargement of the building.

C. Location of Removed Paint Samples and Sample Chronologies

Eleven paint samples were removed from Hattie Walker's Bedroom at the following locations:

Sample No.	Location Description
MAWA-01-P179	Baseboard
MAWA-01-P180	Picture Molding
MAWA-01-P181	Wall (above picture molding)
MAWA-01-P182	Ceiling
MAWA-01-P183	Ceiling Vault
MAWA-01-P184	Door 201-1 Trim (east wall)
MAWA-01-P185	Door 201-2 Rail (n. wall)
MAWA-01-P186	Door 201-2 Trim (corner block)
MAWA-01-P187	Window 201-1 Trim (west wall)
MAWA-01-P188	Window 201-1 Sash
MAWA-01-P189	Radiator

Under Microscopic examination the following paint layers were identified for the given samples in Room 201 (Hattie Walker's Bedroom):

Sample Nos.	P179, 184, 186-188	P180	P181-183	P185	P189
Substrate	Wood	Plastic Resin	Plaster	Wood	Metal
			Size	Salmon	
	Cream-Tan			Cream	
	Red			Varnish	
	Off White				
	White			Orange-Brown	
	Glaze			Varnish	Tan-Beige
	Off Wht. (B)			Orange-Brown	
c. 1922-1934	White ¹			Varnish	Aluminum
	Cream Ylw				
	Glaze			Ylw. Glaze	
	Cream			Cream	
	Cream	Polychrome ²		Cream	Aluminum
	Varnish				
	Lt. Yellow	Dk. Green		Lt. Yellow	
	White			White	
	Lt. Blue		Lt. Blue	Lt. Blue	
	White	White			
c. 1984	Off White	Green	Off White	Off White	Off White

¹ This paint layer, which matches Munsell color 5Y 9/1, also has a thin coat of glaze applied to it.

² Original polychromed finish found on plastic replacement picture molding was light green with gold leaf high lights.

Conclusions

A. Baseboards, Window and Door Trim, Sashes

Analysis of the paint samples removed from the baseboards, window trim and sash, and the room's door trim, indicate that these elements were paint white and finished with a translucent white pigmented glaze giving the elements a high gloss sheen color matching Munsell color 5Y 9/1 during the house's historic period.

B. Wall and Ceiling Surfaces

Analysis of the paint samples removed from the room's walls, ceiling, and the ceiling vault, affirmed the HSR's assertion that no physical evidence of the room's wall or ceiling finishes prior to the 1940 renovations remain. Because of this, no inferences into the historic appearance of these elements can be derived from this paint analysis.

C. Doors

Analysis of the paint sample removed from the surface of the closet door indicate that the room's doors were reglazed around 1922 using an orange-brown colored paint as a base and varnish.

D. Radiator

Analysis of the paint sample removed from the room's radiator indicates that this element was finished with aluminum paint during the house's historic period.

E. Picture Molding

Analysis of the sample removed from the room's picture molding indicates that this element, which is made of plastic, was probably installed in the room during the 1940's or 50's. Surprisingly, it's original polychromed finish consisted of a light green paint matching Munsell color 7.5 GY 6/6 and gold leaf highlights.

Room 202 (Closet)

Data

A. Room Description

The "closet" of the Maggie Walker House, located north of room 201 (Hattie Walker's bedroom) and south of room 203 (Maggie Laura's room), contains two entrances into and out of the room, and one window opening (now filled in). Door 202-1 located in the room's south wall leads to Hattie Walker's bedroom (room 201), while door 202-2 located in the north wall of the room accesses Maggie Laura's room (room 203). The filled in window opening is located in the north wall of the room and identified as window 202-1 for purposes of this report.

B. Date of Construction

The "closet" dates to the 1892 enlargement of the building

C. Location of Removed Paint Samples and Sample Chronochronologies

Six paint samples were removed from the closet between rooms 201 and 203 of the Maggie Walker House at the following locations:

Sample No.	Location Description
MAWA-01-P190	Baseboard
MAWA-01-P191	Ceiling
MAWA-01-P192	Early Door Trim on E. wall
MAWA-01-P193	Door 202-2 (north wall)
MAWA-01-P194	Window 202-1 Sash
MAWA-01-P195	Window 202-1 Trim

Under Microscopic examination the following paint layers were identified for the given samples in Room 202 (Closet):

Sample Nos.	P190, 195	P191	P192	P193	P194
Substrate	Wood	Plaster	Wood	Wood	Wood
			Charcoal		
			Lt. Green		
			Lt. Green		
			Lt. Green		
			Cream		
			Cream		
			Gray		
			Gray		Varnish
			White		Cream \ Varn.
			Off White		Cream \ Varn.
			Cream Wht.		Cream \ Varn.
			Cream Wht.		Cream \ Varn.
			Cream Wht.		Cream \ Varn.
			Tan-Orange		
			Cream		
c. 1892			Varnish		White
				Gray	Gray
	Cream			Red	Red
	Red		Red	Varnish	Varnish
				Lt. Green	
				Green	Green
	Orange-Brown		Orange-Brown	Orange-Brown	Orange-Brown
c. 1922-1934	Varnish		Varnish	Varnish	Varnish
	Ylw. Glaze			Ylw. Glaze	
	Cream Ylw.		Cream Ylw.	Cream Ylw.	Cream Ylw.
	Cream			Cream	
	Off White			Off White	Off White
				Cream Ylw.	
	White	Lt. Blue	White	White	White
c. 1984	Off White	Off White	Off White	Off White	Off White

Conclusions

A. Baseboards, Window and Doors, Trim Elements

Analysis of the paint samples removed from the baseboards, window sash, doors and trim elements associated with this room indicate that these elements were all finished during the house's period of significance with an orange-brown colored paint matching Munsell color 5YR 6/6 and varnish. The finish, which was probably applied prior to the 1922 renovations, appears to have been retained through the early 1930's at which time a yellow colored glaze was applied to the baseboard, window trim and door in order to rejuvenate their appearance.

The paint samples removed from the wood trim around the early door opening in the room's east wall and the window sash located in the room's north wall indicate that both of these elements pre-date the room's 1892 construction date. This conclusion is based on the number of early paint layers found on these particular elements, as compared to the number of early paint layers found on the room's other sampled elements. It is reasonable to assume that these elements were in all likelihood, recycled materials from an earlier structure.

B. Wall and Ceiling Surfaces

According to NPS documentation, the room's early wall and ceiling finishes were removed during the 1979-84 renovations. Analysis of sample P191 removed from the room's ceiling served to confirm the validity of the three-page document outlining the 1979-84 plastering specifications for the house. For this reason, no inferences into the historic appearance of these elements can be derived from this paint analysis.

Room 203 (Maggie Laura's Room)

Data

A. Room Description

Maggie Laura's room, located north of room 202 (closet) and south of room 204 (guest bedroom), contains three entrances into and out of the room, and two window openings. Door 203-1 located in the room's south wall leads into the "closet" (room 202). Door 203-2, located in the room's east wall accesses the second floor hallway (room 208). Door 203-3 located in the north wall of the room leads into the adjoining guest bedroom (room 204). The window openings are located in the west wall of the room and are identified as windows 203-1 (north window) and 203-2 (south window), for purposes of this report.

B. Date of Construction

Maggie Laura's room was constructed as a part of the building's 1922 enlargement.

C. Location of Removed Paint Samples and Sample Chromochronologies

Eight paint samples were removed from Maggie Laura's bedroom at the following locations:

Sample No.	Location Description
MAWA-01-P196	Baseboard
MAWA-01-P197	Picture Molding
MAWA-01-P198	Wall (above picture molding)
MAWA-01-P200	Radiator
MAWA-01-P201	Door 203-1 Trim (s. wall)
MAWA-01-P203	Door 203-3 Trim (n. wall)
MAWA-01-P204	Door 203-3
MAWA-01-P205	Window 203-1 Trim (n. window)

Under Microscopic examination the following paint layers were identified for the given samples in **Room 203 (Bedroom)**:

Sample Nos.	P196, 197, 203, 205	P198	P200	P201	P204
Substrate	Wood	Plaster	Metal	Wood	Wood
				Cream	
				Red-Brown	
				Varnish	
				Green	
				Yellow	
				Lt. Green	
				Green	
					(Cream (P))
					Red-Brown
c.1922-1934 ¹	White	?	Aluminum	White	Varnish
	Off White			Off White	Varnish
	Cream	(Paper ²)		Cream	Cream
	Cream Wht.			Cream Wht.	Cream
	Cream			Cream	Cream
	Lt. Yellow			Lt. Yellow	Cream
		Size			
	White	Paper		White	White
c.1984	Off White	Off White	Off White	Off White	Off White

¹ This paint layer, which matches Munsell color 5Y 9/1, also has a thin coat of glaze applied to it.

² Early ceiling paper not found in paint sample, but known to have existed from 1979-84 construction photographs and HSR documentation.

Conclusions

A. Baseboard, Window and Door Trim, Picture Molding

Analysis of the paint samples removed from the baseboards, window and door trim, and the room's picture molding indicate that these elements were paint white and finished with a translucent white pigmented glaze giving the elements a high gloss sheen color matching Munsell color 5Y 9/1 during the house's historic period.

B. Wall and Ceiling Surfaces

According to the HSR, the early wall finishes appear to have been removed in 1940, with subsequent papered finishes being removed during the 1979-84 renovations, leaving only the paper finish seen today⁴. Sample P198 removed from the room's upper wall surface served to confirm the above statement. Because of this, no inferences into the historic appearance of these elements can be derived from this paint analysis.

⁴ See 1982 Historic Structure Report for the Maggie Walker National Historic Site, pp. 86-89.

C. Doors

Paint sample P204 taken from the door between rooms 203 and 204 indicates that the doors in the room were originally grained using a cream colored primer coat, a red-brown base paint and dark colored varnish.

D. Radiator

Analysis of sample P200 indicates that the room's radiator was originally finished with aluminum paint. This appears to have been the only finish applied to this element until the 1979-84 renovations.

Room 204 (Guest Bedroom)

Data

A. Room Description

The guest bedroom of the Maggie Walker House, located north of room 203 (Maggie Laura's room) and east of room 210 (second floor hallway), contains two entrances into and out of the room, a closet door, and two window openings. Door 204-1 located in the room's south wall leads to Maggie Laura's room (room 203). Door 204-2, located on the room's east wall accesses the second floor hallway (room 210). The closet door located in the north wall of the room is identified as Door 204-3. The window openings are located in the west wall of the room and are identified as windows 204-1 (south window) and 204-2 (north window), for purposes of this report.

B. Date of Construction

The guest bedroom was constructed as a part of the building's 1922 enlargement.

C. Location of Removed Paint Samples and Sample Chronologies

Eight paint samples were removed from the guest bedroom of the Maggie Walker House at the following locations:

Sample No.	Location Description
MAWA-01-P206	Baseboard
MAWA-01-P207	Picture Molding
MAWA-01-P208	Ceiling
MAWA-01-P209	Window 204-1 Trim (s window)
MAWA-01-P210	Window 204-1 Sash
MAWA-01-P211	Radiator
MAWA-01-P212	Door 204-2 Trim (e. wall)
MAWA-01-P213	Door 204-3 (n. wall)

Under Microscopic examination the following paint layers were identified for the given samples in Room 204 (Guest Bedroom):

Sample Nos.	P206, 207, 209, 210, 212	P208	P211	P213
Substrate	Wood	Plaster	Metal	Wood
	White (P) ¹	Size		Cream (P)
	White			Red-Brown
c. 1922-1934	White		Aluminum	Varnish
	Cream Ylw.			Varnish
	Cream			Cream
				Cream
	Lt. Yellow		Lt. Yellow	Lt. Yellow
	Off White			White
		Paper		
	White	Blue-Green		White
c. 1984	Off White	Pink	Off White	Off White

¹ This paint layer, which matches Munsell color 5Y 9/1, also has a thin coat of glaze applied to it.

Conclusions

A. Baseboard, Window and Door Trim, Window Sash, Picture Molding

Analysis of the paint samples removed from the baseboards, window and door trim, the window sash and the room's picture molding indicate that these elements were paint white and finished with a translucent white pigmented glaze giving the elements a high gloss sheen color matching Munsell color 5Y 9/1 during the house's historic period.

B. Wall and Ceiling Surfaces

Unfortunately, no determination of the room's early wall and ceiling finishes could be made due to the modern papered surfaces currently in place. Documentation indicates that the paper currently in place was installed as part of the 1979-84 renovations⁵. Paint sample P208 taken from the room's ceiling showed no finishes remaining beneath the modern painted paper. It is likely that all of the earlier finishes were removed as was recommended in the 1982 HSR⁶.

C. Doors

Paint sample P213 taken from the room's closet door indicates that the doors in the room were originally grained using a cream colored primer, a red-brown base paint layer and dark colored varnish.

⁵ 3-page document entitled Plan A, Maggie L. Walker National Historic Site, giving papering and replastering specifications.

⁶ 1982 HSR, pp. 87-88.

D. Radiator

Analysis indicates that the room's radiator was originally finished with aluminum paint. This finish was likely in place until the 1940's or 50's when it was subsequently painted over with a light-yellow colored paint.

Room 205 (Rear Hall)

Data

A. Room Description

The second floor rear hall of the Maggie Walker House, located north of room 210 (second floor hall), and south of room 206 (ranger office), contains four point of entry into and out of its designated area, and one window opening. Aside from the stairway which leads down to room 103 (first floor rear stair hall) and the somewhat indistinguishable transition point between the rear hall and the second floor hall (room 210), the room also has two doors leading to room 206 (ranger office) and room 215 (curatorial office), designated doors 205-2 and 205-1, respectively. A closet door located east of the stair is designated door 205-3 for purposes of this report. The window opening is located in the west wall of the room at the top of the stair, and is identified as window 205-1.

B. Date of Construction

The second floor rear hall was constructed as a part of the building's 1922 enlargement.

C. Location of Removed Paint Samples and Sample Chronologies

Ten paint samples were removed from the rear upstairs hall of the Maggie Walker House at the following locations:

Sample No.	Location Description
MAWA-01-P214	Baseboard
MAWA-01-P215	Wall Surface
MAWA-01-P216	Ceiling
MAWA-01-P217	Window 205-1 Trim (top of stair)
MAWA-01-P218	Window 205-1 Sash
MAWA-01-P219	Newel Post (at top of stair)
MAWA-01-P220	Door 205-2 Trim (n. wall)
MAWA-01-P221	Door 205-2 rail
MAWA-01-P222	Door 205-2 panel
MAWA-01-P223	Radiator

Under Microscopic examination the following paint layers were identified for the given samples in **Room 205 (Rear Hall)**:

Sample Nos.	P214, 217, 220	P215	P216	P218	P219	P221, 222	P223
Substrate	Wood	Plaster	Plaster	Wood	Wood	Wood	Metal
		Size	Size				Tan-beige
					Cream (P)	Cream (P)	
	Off white (P)				Red-Brown	Red-Brown	
c. 1922	White	Cream-White	Cream-White	White	Varnish	Varnish	Aluminum
	Off White	Cream-White	Cream-White				
	Cream	Cream-Yellow			Varnish	Varnish	Aluminum
	White	Cream	Cream			Cream	
	Cream	Beige	Cream			Cream	
					Orange-Brown		
	Lt. Yellow	Yellow	Yellow	Lt. Yellow	Varnish	Lt. Yellow	
				Cream		Cream	
	Peach-beige		White				
	White	White	White	White		White	
c. 1984	Peach-beige	Peach-beige	Off White	Peach-beige	Peach-beige	Peach-beige	Peach-beige

¹ This paint layer, which matches Munsell color 5Y 9/1, also has a thin coat of glaze applied to it.

Conclusions

A. Baseboard, Window and Door Trim, Window Sash

Analysis of the paint samples removed from the room's baseboards, the window and door trim, and the window sash indicate that these elements were paint white and finished with a translucent white pigmented glaze giving the elements a high gloss sheen color matching Munsell color 5Y 9/1 during the house's historic period.

B. Wall and Ceiling Surfaces

Analysis of the paint samples removed from the room's wall and ceiling surfaces indicate that these elements of the room were originally painted a cream-white color matching Munsell color 5Y 9/2.

C. Doors, Newel Post

Analysis of the samples removed from the surfaces of the doors in the hall and the newel post at the top of the stairs indicate that these elements were originally grained using a cream colored primer, a red-brown base paint and dark colored varnish.

D. Radiator

The radiator, which was probably relocated from an earlier room in the house to its present location, was finished with aluminum paint during the house's period of significance.

Room 206 (Ranger Office)

Data

A. Room Description

The ranger office of the Maggie Walker House, located north of room 205 (second floor rear hall) and west of room 215 (curatorial office), contains three entrance into and out of the room, and two window opening. Door 206-1 located in the room's south wall leads into the rear hall. Door 206-2 located in the room's north wall allow access to the house's elevator, while door 206-3 located in the east wall of the room accesses the curatorial office. The room's windows are located in the west and north walls of the room and are identified as windows 206-1 and 206-2, respectively.

B. Date of Construction

The room designated as the ranger office was constructed as a part of the building's 1922 enlargement.

C. Location of Removed Paint Samples and Sample Chromochronologies

Eight paint samples were removed from the ranger office of the Maggie Walker House at the following locations:

Sample No.	Location Description
MAWA-01-P224	Baseboard
MAWA-01-P226	Picture Molding
MAWA-01-P227	Wall Surface (above picture molding)
MAWA-01-P228	Ceiling
MAWA-01-P229	Elevator Door
MAWA-01-P230	Elevator Door Trim
MAWA-01-P231	Window 206-1 Trim (w. wall)
MAWA-01-P232	Radiator

Under Microscopic examination the following paint layers were identified for the given samples in **Room 206 (Ranger Office)**:

Sample Nos.	P224, 226, 231	P227, 228	P229, 230	P232
Substrate	Wood	Plaster	Wood	Metal
		Size		
	White (P)			
c.1922	White	?		Aluminum
c.1928			Cr-wht. / glaze	
	Cream Ylw		Cream Ylw	
	Cream		Cream	Aluminum
	Off White		Off White	Off White
	White		White	
	Lt. Yellow		Lt. Yellow	
	White	White	White	
c.1984	Lt. Yellow	White	Off White	Off White

¹ This paint layer, which matches Munsell color 5Y 9/1, also has a thin coat of glaze applied to it.

Conclusions

A. Baseboard, Window Trim and Picture Molding

Analysis of the paint samples removed from the room's baseboards, window trim, and picture molding, indicate that these elements were paint white and finished with a pigmented translucent glaze, giving the elements a high-gloss sheen color matching Munsell color 5Y 9/1 during the house's historic period.

B. Elevator Doors and Trim

The samples removed from the elevator doors and trim, which were installed in 1928, indicate that these elements were originally finished with a cream-white paint and translucent glaze matching Munsell color 5Y9/2.

C. Wall and Ceiling Surfaces

Paint samples P227 and P228 taken from the room's wall and ceiling surfaces showed no finishes remaining beneath the modern painted finishes. It is likely that all of the earlier finishes were removed prior to, or during the 1980's renovations.⁷

D. Radiator

The radiator was finished with aluminum paint during the house's period of significance.

⁷ A small fragment of wallpaper remains insitu beneath the sink located on the west wall of the room, which may or may not date to the 1920's historic period.

Room 207 (Maggie Walker Bedroom)

Data

A. Room Description

Maggie Walker's bedroom, located east of room 201 (Hattie Walker's bedroom) and south of room 209 (Maggie Walker's study), contains four entrances into and out of the room, a closet, and four window openings. Door 207-1 located in the room's short north wall, and door 207-2 located in the room's short west wall both lead into the house's front upstairs hallway. Door 207-3 located in the room's long north wall gives access to the study. Door 207-4 located in the room's east wall is the closet door and door 207-5 located in the south wall of the room allows access to the house's front enclosed porch. The four window openings are identified for purposes of this report as windows 207-1 through 207-4 as located from west to east in the room's south wall.

B. Date of Construction

Maggie Walker's bedroom was constructed as a part of the original 1883 building.

C. Location of Removed Paint Samples and Sample ChromoChronologies

Thirteen paint samples were removed from Maggie Walker's bedroom at the following locations:

Sample No.	Location Description
MAWA-01-P233	Baseboard
MAWA-01-P234	Wood Corner Trim at South Wall
MAWA-01-P235	Picture Molding
MAWA-01-P236	Decorative Grille Trim
MAWA-01-P237	Grille Lattice
MAWA-01-P238	Grille Center Piece
MAWA-01-P239	Door 207-5 (door to porch)
MAWA-01-P240	Door 207-4 (closet door)
MAWA-01-P241	Door 207-4 Trim
MAWA-01-P242	Door 207-3 Trim (n. wall)
MAWA-01-P243	Radiator
MAWA-01-P244	Window 207-4 Sash (e. wall of front bay).
MAWA-01-P245	Window 207-4 Trim

Under Microscopic examination the following paint layers were identified for the given samples in **Room 207 (Maggie Walker Bedroom)**:

Sample Nos.	P233	P234	P235	P236-238	P239	P240	P241, 242	P243	P244	P245
Substrate	Wood	Wood	Plastic	Wood	Wood	Wood	Wood	Metal	Wood	Wood
	Lt. Brown	Cream				Cream	Cream-Tan		Cream-Tan	Cream-Tan
c.1883	Varnish	Varnish				Varnish	Off White		Varnish	Varnish
						White				White
	Red					Red Varnish	Red			Red Varnish
	Off White	Off White		Off White			Off White		Off White	Off White
	White	White		White			White		White	White
	Glaze	Glaze		Glaze			Glaze		Glaze	Glaze
	Off White	Off White		Off White		Red-Brown	Off White			
	Wht. Glaze	Wht. Glaze		Wht. Glaze		Varnish	Wht. Glaze			
	Off White	Off White		Off White			Off White		Off White	
	Glaze	Glaze		Glaze			Glaze		Wht. Glaze	
c.1922-1934	White ¹	White ¹		White ¹	Off Wht (P)	Lt. Brown	Varnish	Aluminum	White	White
						Ylw Glaze			Ylw. Glaze	
	Cream Wht.	Cream Wht.		Cream Wht.	Cream Wht.	Cream Wht.	Cream Wht.		Cream Wht.	Cream Wht.
	Cream Ylw.	Cream Ylw.		Cream Ylw.	Cream Ylw.	Cream Ylw.	Cream Ylw.		Cream Ylw.	Cream Ylw.
	Off White	Off White		Off White	Off White	Off White	Off White	Aluminum	Off White	Off White
	Cream	Cream		Cream	Cream	Cream	Cream		Cream	Cream
	Cream Ylw.	Cream Ylw.		Cream Ylw.	Cream Ylw.	Cream Ylw.	Cream Ylw.		Cream Ylw.	Cream Ylw.
	White	White		White	White	White	White		White	White
									Lt. Blue	
	White	White		White	White	White	White		White	White
c.1984	Off White	Off White	Off White	Off White	Off White	Off White	Off White	Off White	Off White	Off White

* ¹ This paint layer, which matches Munsell color 5Y 9/1, also has a coat of glaze applied to it.

Conclusions

A. Baseboards, Corner Trim Pieces, Decorative Grille, Door and Window Trim, Window Sashes, Porch Door

Analysis of the paint samples removed from the baseboards, corner trim pieces, the decorative grille, the door and window trim, and the window sashes indicate that all of these elements were painted white and finished with a translucent glaze giving the elements a high gloss sheen color matching Munsell color 5Y 9/1 during the building's period of significance.

The porch door which appears to have been installed as part of the 1922 renovations, was also painted white and glazed as above.

B. Bedroom Doors

Unlike the porch door mentioned above, it appears that the closet door, and probably the other doors associated with the room were finished with a light-brown colored paint and a dark colored varnish during the house's historic period. This light-brown paint matched Munsell color 10YR 7/4.

C. Radiator

Analysis of the paint sample removed from the room's radiator (which apparently replaced an earlier unit), indicates that this element was originally finished with aluminum paint. This radiator unit, which is much lower in profile than the "torch" units found in the house's other original room's, is presumed to have been installed during the 1922 renovations or shortly thereafter.

D. Picture Molding

Analysis of the paint sample removed from the room's picture molding indicates that this element, which is composed of molded plastic, was installed during the 1979-84 renovations. The chromo-chronologies of the picture molding's currently stored in the house's garage are given at the end of this report; however, it is unknown which of these molding's came from this room.

E. Wall and Ceiling Surfaces

No samples were removed from the room's wall or ceiling surfaces, which are both currently papered.

Room 208 (Front Upstairs Hallway)

Data

A. Room Description

The front upstairs hallway of the Maggie Walker House, located south of room 210 (second floor hallway) and west of rooms 207 and 209 (Maggie Walker's bedroom and study, respectively), contains six entrance into and out of the room, including the stair leading to the first floor entry hall. For purposes of this report, Doors 208-1 and 208-2 are identified as the doors leading into Maggie Walker's bedroom (door 208-1 being located in the south wall of room 208, and door 208-2 in the east wall of the room). Door 208-3 also located in the room's east wall leads into the study, while door 208-4 located in the room's west wall accesses Hattie Walker's bedroom. The door trim at the base of the room's north stair is identified as door 208-5 (no door exists in this location today), while the door and trim at the top of the same stair, which leads into the second floor hallway, is identified as door 208-6.

B. Date of Construction

Except for that area of the room containing the stair leading to room 210 (second floor hallway) the front upstairs hallway was constructed in 1883 as a part of the original building. That area of the room leading to room 210 and containing the three riser stair was apparently constructed around 1889 when the building was enlarged to the north.

C. Location of Removed Paint Samples and Sample Chronologies

Ten paint samples were removed from the front upstairs hallway of the Maggie Walker House at the following locations:

Sample No.	Location Description
MAWA-01-P246	Baseboard
MAWA-01-P247	Picture Molding
MAWA-01-P248	Wall Surface (above picture molding)
MAWA-01-P249	Ceiling
MAWA-01-P250	Skylight Trim
MAWA-01-P251	Door 208-1 Trim (s. wall)
MAWA-01-P252	Door 208-1
MAWA-01-P253	Door 208-5 Trim (at bottom of stair at north wall)
MAWA-01-P270	Door 208-6 (n. door to rear hall)
MAWA-01-P271	Door 208-6 Trim

Under Microscopic examination the following paint layers were identified for the given samples in **Room 208 (Front Upstairs Hallway)**:

Sample Nos.	P246	P247	P248, 249	P250	P251	P252	P253	P270	P271
Substrate	Wood	Wood	Plaster	Wood	Wood	Wood	Wood	Wood	Wood
	Varnish	Varnish	Size		Cream-Tan	Cream-Tan		Cream	Cream
	Golden-Brn	Orange-Brn.			Cream Wht.	Red-Orange		Red	
	Red-Orange	Varnish			Tan Glaze	Varnish		Varnish	Varnish
	Off White				Off White				Cr. White
	White				White		Cream		White
	Glaze						Varnish	Glaze	Off White
	Off Wht (P)				Off Wht (P)	Lt. Brown	Off Wht (P)	Lt. Brown	Off Wht (P)
c. 1922	White	?	?	White	White	Varnish	White	Varnish	White
						Ylw. Glaze	Glaze	Ylw. Glaze	
	Cream Wht.			Cream Wht.	Cream Wht.	Cream Wht.	Cream White	Cream Wht.	Cream White
	Glaze					Cream	White	Off White	White
					Off White	Off White	Off White	Cream Wht.	Off White
						White		Glaze	
	Cream Ylw.			Cream Ylw.	Cream Ylw.	Cream Ylw.	Cream Ylw.	White	Cream Ylw.
		Lt. Blue	Lt. Blue					Off White	
		White		White	White	White	White	White	White
c. 1984	Off White	Off White	Off White	Off White	Off White	Off White	Off White	Off White	Off White

¹ This paint layer, which matches Munsell color 5Y 9/1, also has a coat of glaze applied to it.

Conclusions

A. Baseboards, Door trim, Skylight Trim

Analysis of the paint samples removed from the front upstairs hall indicate that the baseboards, door trim and skylight trim associated with this room were all painted white and finished with a translucent glaze giving the elements a high gloss sheen color matching Munsell color 5Y 9/1 during the building's period of significance.

B. Wall and Ceiling Surfaces

The room's walls and ceiling were stripped of their early finishes in 1940 and again in the 1980's according to the HSR, NPS documentation and construction photographs. For this reason, no samples were removed from the currently papered walls. Samples P248 and P249 verified that only the modern finishes remain on the walls above the picture molding and on the ceiling surface. Therefore, no conclusions can be drawn from this analysis regarding the appearance of the room's upper walls or the ceiling during the house's historic period.

C. Picture Molding

Remnants of an early painted finish were found on the sample removed from the room's picture molding; however, it is unclear whether this was the decorative finish found on this element during the 1920's. Because no other finishes were found on the element (except for the blue and white painted finishes likely applied in the 1970's and 80's), it is likely that the molding was either (1) covered with wall or ceiling paper during much of the house's history, or (2) the element was stripped of some of its earlier finishes at some point in time.

Based on the historic finish found on the picture molding in the first floor entrance hall (room 107), it is likely that this molding was also painted white and glazed matching Munsell color 5Y9/1 during the house's historic period.

D. Doors

Samples P252 and P270 removed from doors associated with this room indicate that these elements were finished during the house's historic period with a light-brown colored paint matching Munsell color 10YR 7/4 and a brown colored varnish. This finish appears to have been maintained through the 1930's being revitalized once using a yellow colored glaze or varnish.

Room 209 (Study)

Data

A. Room Description

Maggie Walker's study, located north of room 207 (Maggie Walker's bedroom) and south of room 211 (Maggie Walker's bathroom), contains four entrances into and out of the room, and one window opening. Door 209-1 located in the room's west wall leads into the house's front upstairs hallway (room 208). Door 209-2 located in the room's south wall accesses Maggie Walker's bedroom. Doors 209-3 and 209-4, both located in the room's north wall, access the enclosed porch and the adjoining bathroom, respectively. The window opening is located in the east wall of the room and identified as window 209-1 for purposes of this report.

B. Date of Construction

This room was constructed as a part of the original 1883 building.

C. Location of Removed Paint Samples and Sample Chronologies

Eleven paint samples were removed from the study of the Maggie Walker House at the following locations:

Sample No.	Location Description
MAWA-01-P254	Baseboard
MAWA-01-P255	Radiator
MAWA-01-P256	Picture Molding
MAWA-01-P257	Door 209-3 Trim (door to porch)
MAWA-01-P258	Door 209-3
MAWA-01-P259	Door 209-4 Trim (door to bathroom)
MAWA-01-P260	Window 209-1 Trim
MAWA-01-P261	Window 209-1 Sash
MAWA-01-P262	Mantle Shelf
MAWA-01-P263	Mantle Breast
MAWA-01-P264	Mantle Column

Under Microscopic examination the following paint layers were identified for the given samples in **Room 209 (Study)**:

Sample Nos.	P254	P255	P256	P257	P258	P259	P260, 261	P262-264
Substrate	Wood	Metal	Wood	Wood	Wood	Wood	Wood	Wood
	Cream							Green
								Orange-red
c.1883	Varnish							Varnish
				Tan		Cream		
	Cr. Orange			Cream		Brown		Orange-tan
	Varnish			Red Glaze		Varnish		Varnish
	Off White			Off White		Cream Wnt.	Off White	Off White
	White			White			White	White
	Glaze			Glaze		Glaze	Glaze	Glaze
	Off White			Off White		Off White	Off White	
	Glaze	Tan		Glaze		Glaze	Glaze	
c.1922	White	Aluminum		White	White	White	White	White
								Ylw. Glaze
	Cream			Cream	Cream	Cream	Cream	Cream. Ylw
		Aluminum		Cream	Cream	Cream	Cream	Cream
	Cream			Cream			Cream	Cream
	Glaze			Cream	Cream	Cream	Cream	Cream
				Cream	Cream			Cream
	Cream Wht.			Cream Ylw	Cream Ylw	Cream Ylw	Cream Wht.	Cream Ylw
	White		White	White	White	White	White	Off White
c. 1984	Off White	Off White	Off White	Off White	Off White	Off White	Off White	Off White

¹ This paint layer, which matches Munsell color 5Y 9/1, also has a coat of glaze applied to it.

Conclusions

A. Baseboard, Porch Door, Door and Window Trim, Window Sash, Mantel

Analysis of the paint samples removed from the baseboards, porch door, door and window trim, window sash and the mantel associated with this room indicate that these elements were all painted white and finished with a translucent glaze giving the elements a high gloss sheen color matching Munsell color 5Y 9/1 during the building's period of significance.

B. Other Doors Associated with Room 209

Although no samples were removed from the other doors in the room, it is logical based on the findings of door finishes in the adjoining room's to presume that doors 209-1 and 209-2 which access the hall and Maggie Walker's bedroom, respectively, were grained during the historic period. The bathroom door (Door 209-4) was probably painted white at this time, matching the porch door and the other doors associated with the bathroom.

C. Wall and Ceiling Surfaces

No samples were removed from the room's wall or ceiling surfaces, which are both currently papered.

D. Picture Molding

Analysis of the paint sample removed from the room's picture molding indicates that this is a replacement element installed during the 1979-84 renovations. The chromo-chronologies of the picture molding's currently stored in the house's garage are given at the end of this report; however, it is unknown which, if any, of these molding's came from this room.

E. Radiator

Analysis indicates that the radiator in the room was originally finished with aluminum paint.

Room 210 (Second Floor Hallway)

Data

A. Room Description

The second floor hallway of the Maggie Walker House, located north of room 208 (front upstairs hallway) and south of room 205 (rear hall), contains seven point of entry into and out of its designated area, including a somewhat indistinguishable transition point between the rear hall (room 205) and this room. Doors 210-1 and 210-2 are located in the room's west wall and access Maggie Laura's room and the guest bedroom, respectively (rooms 203 and 204). Doors 210-3, 210-4 and 210-5 located in the room's east wall access the second floor rear bathroom, Polly Payne's bedroom, and Maggie Walker's bathroom (rooms 214, 213, and 211), respectively. Door 210-6 located in the room's south wall leads to the upstairs front hallway (room 208). No windows are associated with this room.

B. Date of Construction

The second floor hallway of the Maggie Walker house was constructed around 1889 when the original structure was enlarged to the north.

C. Location of Removed Paint Samples and Sample Chronochronologies

Six paint samples were removed from the second floor hallway of the Maggie Walker House at the following locations:

Sample No.	Location Description
MAWA-01-P202	Door 210-1 (door to room 203)
MAWA-01-P265	Baseboard (w.wall)
MAWA-01-P266	Ceiling
MAWA-01-P267	Door 210-2 Trim (door to 204)
MAWA-01-P268	Door 210-4 Trim (door to 213)
MAWA-01-P269	Door 210-4

Under Microscopic examination the following paint layers were identified for the given samples in Room 210 (Second Floor Hallway):

Sample Nos.	P202	P265, 268	P266	P267	P269
Substrate	Wood	Wood	Plaster	Wood	Wood
			Size		
		Cream			Cream
c.1889		Varnish			Varnish
		Off White			
		White			
		Glaze			
		White			Orange-Brn.
		Glaze			Varnish
	Cream (P)				
	Red-Brn				Red-Brn
c.1922-34	Varnish	White	?	White ¹	Varnish
	Cream Wht.	Cream Wht.		Cream Wht.	Cream Wht.
		Off White		Off White	
	Cream White	Cream Wht.		Cream Wht.	Cream White
	Off White	Off White		Off White	Off White
	White	White	Lt. Blue	White	White
c.1984	Off White	Off White	Off White	Off White	Off White

¹ This paint layer, which matches Munsell color 5Y 9/1, also has a thin coat of glaze applied to it.

Conclusions

A. Baseboard, Door Trim

The color of the white paint layer found on the baseboard and door trim in the second floor hall from the c.1922-34 era matches Munsell color 5Y 9/1. A pigmented translucent glaze was also applied over the paint giving these elements a high-gloss sheen.

B. Doors

The doors in the hall that were installed during the 1922 renovations were originally grained using a cream colored primer coat, a red-brown base paint and dark colored varnish. Those doors that existed prior to the 1922 expansion (the doors on the east side of the hall), were refinished at that time using the red-brown paint as a base, and varnish.

C. Wall and Ceiling Surfaces

According to the HSR, the hall's walls were papered during the period of significance⁸, however, it is unknown whether or not the ceiling was also papered at that time⁹. Paint sample P266 removed from the room's ceiling showed only the modern paint finishes existing on this surface. Interestingly, paint sample P216 taken from the ceiling surface of the rear hall (room 205), which is in effect a continuation of the main second floor hallway, showed its ceiling to have been finished with a cream-white paint matching Munsell color 5Y 9/2 originally (1922). Therefore, it can be logically presumed that the ceiling surface of this room was also finished with the cream-white colored paint during the building's period of significance.

⁸ 1982 HSR, p. 85

⁹ Construction photos from 1979 do show the ceiling as being papered at that time, however, it is unknown from what period this paper dates, or if earlier papers were found beneath the exposed layer.

Room 211 (Maggie Walker's Bathroom)

Data

A. Room Description

Maggie Walker's bathroom, located north of her study (room 209) and south of her dressing room (room 213), contains three entrance into and out of the room, and one window opening. Door 211-1 located in the room's south wall leads into the study; Door 211-2 located in the room's west wall opens into the second floor hallway; and Door 211-3 located in the room's north wall access the adjoining dressing room. The room's single window opening is located in the east wall and identified as window 211-1 for purposes of this report.

B. Date of Construction

Room 211 was constructed around 1889 when the building was first enlarged.

C. Location of Removed Paint Samples and Sample Chromochronologies

Eleven paint samples were removed from Maggie Walker's bathroom at the following locations:

Sample No.	Location Description
MAWA-01-P272	Radiator
MAWA-01-P273	Water Pipe in s.w. corner of room
MAWA-01-P274	Medicine Cabinet
MAWA-01-P275	Window 211-1 Sill
MAWA-01-P276	Window 211-1 Sash
MAWA-01-P277	Wall Surface (above tile)
MAWA-01-P278	Tin Ceiling Cove
MAWA-01-P279	Tin Ceiling (Square Panel)
MAWA-01-P280	Frame of Mirror on door to hall.
MAWA-01-P281	Door 211-2 (door to hall)
MAWA-01-P282	Door 211-2 Trim

Under Microscopic examination the following paint layers were identified for the given samples in **Room 211 (Maggie Walker's Bathroom)**:

Sample Nos.	P272	P273	P274	P275, 276, 282	P277	P278	P279	P280	P281
Substrate	Metal	Metal	Metal	Wood	Plaster	Metal	Metal	Plaster/Wood	Wood
				Cream	Size				Cream
c.1889				Varnish					Varnish
				Off White					Orange-Brn
	Tan Beige			White/Glaze					Varnish
								Off Wht.	Orange-Brn
	Aluminum	Aluminum		Wht. Glaze		Cream White / Glaze		Cream White / Glaze	Varnish
									Off-Whit. (P)
c.1922	Aluminum	Aluminum	Off White	Off White	Cr. White	Cream White / Glaze		White	Off White
				Cream White		Cream White		Cream Ylw.	Cream White
					Gray-White	Gray-White			
	Cream White	Cream White		Cream White	Cream White	Cream White		Cream White	
		White		Cream White	White	White		Cream White	
	Off White	Off White	Off White	Off White	Off White	Off White		Off White	Off White
				Cream White				Cream White	
	Cream Ylw.	Cream Ylw.	Cream Ylw.	Yellow	Yellow	Yellow		Yellow	Yellow
							Off White		
			White	White	White	White	White		White
c. 1984	Off White	Off White	Off White	Off White	Off White	Off White	Off White	Off White	Off White

¹ This paint layer, which falls between Munsell colors 5Y 9/1 and N 9.0/, also has a thin coat of white glaze applied to it.

² The White paint layer found on the frame of the mirror on the back of door 211-2 matches Munsell color 5Y 9/1 and has a coat of white glaze applied to it

Conclusions

A. Door and Window Trim, Doors, Window Sash, Medicine Cabinet

Analysis of the paint samples removed from the room's door and window trim elements, the doors and window sashes themselves, and the metal medicine cabinet indicates that these elements were all painted off-white and glazed giving the elements a high gloss sheen with the color falling between Munsell colors 5Y 9/1 and N 9.0/ during the house's historic period. This color, which is slightly grayer than the white paint found in most of the house's other rooms from this period, was probably used only in the bathroom where it would have helped to tie these elements to the off-white colored tiles found on the room's lower wall surfaces.

B. Mirror Frame mounted on Door 211-2

The frame of the mirror found on the back of the door that leads to the hall appears to have been painted white and glazed matching Munsell color 5Y 9/1 during the house's historic period.¹⁰

C. Upper Wall Surfaces, Ceiling

The plastered wall surfaces, which appear to have been stripped of their earliest finishes around the time of the 1922 renovations, were subsequently painted a cream-white color matching Munsell color 5Y 9/2.

Analysis of sample P278 removed from the cove of the pressed metal ceiling indicates that this element was also painted the cream-white color referenced above, but was also given a glaze coat finish. Unfortunately, the paint sample removed from the center of the tin ceiling was inconclusive as to its original and early paint colors.¹¹ It is likely that during the house's historic period, the entire ceiling was painted cream-white and glazed.

D. Radiator, Water Pipes

Paint samples removed from the room's radiator and a water pipe in the southwest corner of the room indicate that these elements were finished with aluminum paint during the house's historic period.

¹⁰ Depending on the age of the mirror, the frame of the mirror may also have been painted a cream white color matching Munsell color 5Y 9/2 and glazed. This color would have been the original finish if the mirror was installed in 1922. From the number of paint layers found on the frame of the mirror and other architectural elements in the room, however, it appears that the mirror probably dates to c.1910 and was painted the white color referenced above (5Y 9/1) during the house's period of significance.

¹¹ Documentation from the 1979-84 renovations indicates that a rust inhibiting paint was applied at that time ("Derusto Metal White"). If this was the case, the ceiling which may have been in a somewhat deteriorated state due to the high moisture content typical found in unventilated bathroom's, was probably scraped, sanded or stripped of its early finishes prior to the introduction of the rust inhibiting paint

Room 212 (Dressing Room)

Data

A. Room Description

Maggie Walker's dressing room, located north of her bathroom (room 211) and south of room Polly Payne's bedroom (room 213), contains only one entrance into and out of the room, and one window opening. For purposes of this report, the door, which is located in the room's south wall is identified as Door 212-1. The window opening, which is located in the east wall of the room, is identified as window 212-1.

B. Date of Construction

Room 212 was constructed around 1889 when the building was first enlarged.

C. Location of Removed Paint Samples and Sample Chronologies

Eleven paint samples were removed from the dressing room of the Maggie Walker House at the following locations:

Sample No.	Location Description
MAWA-01-P283	Baseboard
MAWA-01-P284	Shelves on south wall
MAWA-01-P285	Plumbing access panel (s. wall)
MAWA-01-P286	Ceiling
MAWA-01-P287	Window 212-1 Sill
MAWA-01-P288	Door 212-1 (door to bathroom)
MAWA-01-P289	Door 212-1 Trim
MAWA-01-P290	Closet Door
MAWA-01-P291	Closet Frame
MAWA-01-P292	Closet Cornice
MAWA-01-P293	Trim around plumbing access panel.

Under Microscopic examination the following paint layers were identified for the given samples in **Room 212 (Dressing Room)**:

Sample Nos.	P283	P284	P285	P286	P287	P288-P292	P293
Substrate	Wood	Wood	Wood	Plaster	Wood	Wood	Wood
	Cream		Blue-Green				Cream
	Varnish		Varnish				Varnish
					Red-Brown		
					Varnish		
	Off White		Blue		Off White		
	White/Glaze		Blue-Green		White/Glaze		
			Green-Yellow		Off Wht./Glaze		Cream Yellow
		White _i (P)				White _i (P)	
c.1922-34	White	White	White	?	White	White	White
	Cream White	Cream White	Cream White		Cream White	Cream White	Cream White
	Mint Green	(Wall Paper)	Mint Green		Mint Green	Mint Green	Mint Green
		White	White	Lt. Gray / Blue	White	White	White
c.1984	Off White	Off White	Off White	White	Off White	Off White	Off White

¹ This paint layer, which matches Munsell color 5Y 9/1, also has a thin coat of glaze applied to it.

Conclusions

A. Baseboard, Window and Door Elements, Trim Elements, Shelves on South Wall of Room, Closet, Plumbing Access Panel

Analysis of the paint samples removed from the dressing room reveal that all of the architectural elements in the room, except for the wall and ceiling surfaces, were painted white and glazed matching Munsell color 5Y 9/1 during the period of significance (c.1922-34).

Surprisingly, paint samples P288 and P289 removed from the door and door trim of the door that now joins the dressing room to Maggie Walker's bathroom indicate that these elements were installed as part of the 1922 renovations. Prior to this, this room may have been the southern portion of what is now room 213 (Polly Payne's bedroom).

B. Wall and Ceiling Surfaces

The walls of the room, which appear to have been stripped of their earlier finishes and papered as part of the 1979-84 renovations were not sampled.

Unfortunately, the paint sample removed from the room's ceiling reveals that it too has had its earlier finishes removed, although a remnant of ceiling paper is visible above the ceiling's duct work.

Room 213 (Polly Payne's Bedroom)

Data

A. Room Description

Room 213 in the Maggie Walker House, also known as Polly Payne's bedroom, is located north of room 212 (Maggie Walker's dressing room), and south of room 214 (second floor rear bathroom). The room contains two entrances into and out of the room, and no window openings. For purposes of this report, door 213-1 is located in the room's west wall and leads into the house's second floor hallway. Door 213-2 located in the east wall of the room leads to the enclosed second floor side porch.

B. Date of Construction

Room 213 was constructed around 1889 when the building was first enlarged.

C. Location of Removed Paint Samples and Sample ChromoChronologies

Seven paint samples were removed from Polly Payne's bedroom at the following locations:

Sample No.	Location Description
MAWA-01-P294	Baseboard
MAWA-01-P295	Ceiling
MAWA-01-P296	Picture Molding
MAWA-01-P297	Door 213-1 Trim (w. wall)
MAWA-01-P298	Door 213-1
MAWA-01-P299	Door 213-2 Trim (e. wall)
MAWA-01-P300	Radiator

Under Microscopic examination the following paint layers were identified for the given samples in **Room 213 (Polly Payne's Bedroom)**:

Sample Nos.	P294	P295	P296	P297	P298	P299	P300
Substrate	Wood	Plaster	Wood	Wood	Wood	Wood	Metal
	Red-Brown	Size			Cream		
c.1889	Varnish				Varnish		
	Red-Brown			Cream / Tan	Red-Brown	Cream / Tan	
	Varnish			Varnish	Varnish	Varnish	Tan-Beige
					Lt. Brown		
c.1922-34	White		?	White	Varnish	White	Aluminum
	Cream Wht.			Cream Wht.	Cream Wht.	Cream Wht.	
	Red-Varnish			Cream Ylw.		Cream Ylw.	Aluminum
	Tan-Beige			Off White	Off White	Off White	
	Off White			Cream Wht.			
	White	Gray-White	White	White	White	White	White
c.1984	Off White	Off White	Off White	Off White	Off White	Off White	Off-White

¹ This paint layer, which matches Munsell color 5Y 9/1, also has a thin coat of glaze applied to it.

Conclusions

A. Baseboard, Door Trim

Analysis of the paint samples removed from Room 213 indicate that the room's baseboards and door trim were painted white and glazed matching Munsell color 5Y 9/1 during the house's period of significance.

Analysis of sample P299 removed from the trim around door 213-2 shows the door opening in the east wall of the room to predate the 1922 renovations.

B. Doors

Analysis of paint sample P298 removed from door 213-1 to the hall shows this element to have been finished around the time of the 1922 renovations using a light-brown paint matching Munsell color 10YR 7/4 and a dark colored varnish. No paint sample was removed from door 213-2.

C. Radiators

Analysis of the sample removed from the room's radiator shows this element to have been refinished with aluminum paint during the period of significance.

D. Picture Molding

Analysis of the paint sample removed from the room's picture molding indicates that this is a replacement element installed during the 1979-84 renovations. The chromo-chronologies of the picture molding's currently stored in the house's garage are given at the end of this report; however, it is unknown which, if any, of these molding's came from this room.

E. Wall and Ceiling Surfaces

The walls of the room, which are currently papered were not sampled, but documentation indicates that they were probably stripped of their earliest finishes in 1940, and subsequently during the 1979-84 renovations.¹

Sample P295 removed from the room's ceiling contained only the modern finishes applied during the latest renovations.

As previously mentioned under "Conclusions" for room 212, it appears that prior to the 1922 renovations that portion of the house now known as Maggie Walker's dressing room, may have been the southern portion of this room. Further study would be required to confirm this hypothesis, and is beyond the scope of this report.

¹² HSR, p.87. 3-page work order.

Room 214 (Second Floor Rear Bathroom)

Data

A. Room Description

The second floor rear bathroom of the Maggie Walker House, located north of room 213 (Polly Payne's bedroom) and south of room 215 (Curatorial Office), contains one entrance into and out of the room, and two window openings. Door 214-1 located in the room's west wall leads into the house's second floor hallway. One of the window openings is located in the east wall of the room and identified as window 214-1. A covered over window opening is also located in the room's north wall and designated window 214-2, for purposes of this report.

B. Date of Construction

This room was constructed around 1889 when the building was first enlarged.

C. Location of Removed Paint Samples and Sample Chronochronologies

Ten paint samples were removed from the second floor rear bathroom of the Maggie Walker House at the following locations:

Sample No.	Location Description
MAWA-01-P301	Baseboard (1/4 round toe molding)
MAWA-01-P302	Wainscot
MAWA-01-P303	Chair rail
MAWA-01-P304	Shelf on south wall
MAWA-01-P305	Door 214-1
MAWA-01-P306	Door 214-1 Trim
MAWA-01-P307	Window 214-2 Trim (n. wall)
MAWA-01-P308	Window 214-2 Sash
MAWA-01-P309	Window 214-1 Trim (e. wall)
MAWA-01-P310	Radiator

Under Microscopic examination the following paint layers were identified for the given samples in **Room 214 (Second Floor Rear Bathroom)**:

Sample Nos.	P301	P302	P303, 306	P304	P305	P307	P308	P309	P310
Substrate	Wood	Wood	Wood	Wood	Wood	Wood	Wood	Wood	
						Tan-Beige	Tan-Beige		
						Cream	Cream		
c.1889						Varnish	Varnish		
	Cream	Cream	Cream	White	Cream	Cream	Cream		
	Varnish	Varnish	Varnish	Glaze	Varnish	Varnish	Varnish		
	Off White	Off White	Off White		Orange-Brn	Off White	Off White		
	White/Glaze	White/Glaze	White/Glaze	White/Glaze	Varnish	White/Glaze	White/Glaze		Tan-Beige
				Cr. Wht/Glaze	Varnish				
	Off Wht./Glaze	Off Wht./Glaze	Off Wht./Glaze	Off Wht./Glaze		Off Wht./Glaze	Off Wht./Glaze		
					Cream (P)			Off White (P)	
	White	White	White	White	Red-Brown	White	White	White	
c.1922-34	Wht. Glaze	Wht. Glaze	Wht. Glaze	Wht. Glaze	Varnish	Wht. Glaze	Wht. Glaze	Wht. Glaze	Aluminum
	Cream Wht.	Cream Wht.	Cream Wht.	Cream Wht.	Cream Wht.	Cream Wht.	Cream Wht.	Cream Wht.	
	Yellow Glaze	Yellow Glaze	Yellow Glaze		Ylw. Glaze	Yellow Glaze	Yellow Glaze		
	Mustard Ylw.	Mustard Ylw.		Mustard Ylw.	Mustard Ylw.			Mustard Ylw.	
	Cream								
	Cream	Cream		Cream	Cream		Cream-Ylw	Cream	
	Cream			White					Aluminum
	Off White				Off White			Off White	
	Lt. Green		Lt. Green	Cream		Lt. Green		Cream	
	Ylw.-Green		Ylw.-Green			Ylw.-Green			
	White			White			White	White	
	Turquoise	Turquoise				Blue-Green			
						Green-Ylw.			
	Dark Green		Dark Green		Dark Green	Dark Green		Dark Green	
c.1984	Green	Green	Green	Green	Green	Green	Green	Green	Green

Conclusions

A. ¼ Round Toe Molding, Wainscot, Chair rail, Shelf on South Wall, Door and Window Trim, Window Sash

Paint analysis of the samples removed from the second floor rear bathroom shows that all of the wooden surfaces sampled (except for the door), were painted white and glazed giving the above referenced elements a high gloss sheen color matching Munsell color 5Y 9/1 during the building's period of significance.

B. Door

Analysis of Paint sample P305 indicates that the bathroom door was regained using a cream colored primer, a red-brown paint as a base, and varnish during the house's historic period.

C. Radiator

Analysis of sample P310 indicates that the radiator was finished with aluminum paint during the house's historic period.

D. Wall and Ceiling Surfaces

No paint samples were removed from the room's plastered wall and ceiling surfaces, which had their earlier finishes removed in 1940 and 1984, are currently papered.¹

E. Miscellaneous

Analysis of the paint sample chronologies from this room revealed that the window found in the north wall of the room appears to be original to this section of the building's construction (c.1889); however, the window in the east wall of the room was installed during the 1922 renovations, when the window in the north wall would have been covered over.

Further, except for the two windows mentioned above, all of the wooden elements in the room appear to have been installed shortly after the construction of the 1889 portion of the building.

¹³ Ibid.

Room 215 (Curatorial Office)

Data

A. Room Description

The "curatorial office" located in room 215 of the Maggie Walker House, is situated north of room 214 (second floor rear bathroom) and east of room 206 (ranger office). The room contains three entrances into and out of the room, and two window openings. Doors 215-1 and 215-2 both located in the room's west wall lead into the house's second floor rear hall (room 205) and the ranger office (room 206), respectively. Door 215-3 located in the room's south wall leads out into the house's second floor enclosed side porch. The window openings are located in the east wall of the room and are identified as windows 215-1 (south window) and 215-2 (north window), for purposes of this report.

B. Date of Construction

The curatorial office was constructed as a part of the building's 1922 enlargement.

C. Location of Removed Paint Samples and Sample ChromoChronologies

Thirteen paint samples were removed from the curatorial office of the Maggie Walker House at the following locations:

Sample No.	Location Description
MAWA-01-P311	Baseboard
MAWA-01-P312	Wall (below picture molding)
MAWA-01-P313	Picture Molding
MAWA-01-P314	Wall (above picture molding)
MAWA-01-P315	Ceiling
MAWA-01-P316	Mantle Shelf
MAWA-01-P317	Mantle Column
MAWA-01-P318	Radiator
MAWA-01-P319	Window 215-2 Trim (ne.window)
MAWA-01-P320	Door 215-1 Trim (door to hall)
MAWA-01-P321	Door 215-1 (rail)
MAWA-01-P322	Window 215-2 Sash
MAWA-01-P323	Door 215-1 (panel)

Under Microscopic examination the following paint layers were identified for the given samples in **Room 215 (Curatorial Office)**:

Sample Nos.	P311, 320	P312, 314	P313, 319, 322	P315	P316, 317	P318	P321, 323
Substrate	Wood	Plaster	Wood	Plaster	Wood	Metal	Wood
		Size		Size			
					Cream (P)		Cream (P)
	White		White		Red-Brn		Red-Brn
c.1922-34	White Glaze	?	White Glaze	?	Varnish	Aluminum	Varnish
	Cream White		Cream White				
	Cream Glaze		Cream Glaze				Varnish
	Cream		Cream			Aluminum	Cream
	Cream		Cream				Lt. Yellow
							Cream
	Off White		Off White				Cream
	White	White	White			White	Off White
	Beige	Beige	Beige				
	White	White	White	White		White	White
	Lt. Yellow	Lt. Yellow	Off White	Off White		Off White	Lt. Yellow

Conclusions

A. Baseboards, Window and Door Trim, Window Sash, Picture Molding

Analysis of the paint samples removed from the curatorial office of the Maggie Walker House indicate that baseboards, window and door trims, window sash, and the picture molding were all originally painted white and glazed giving these elements a high gloss sheen color matching Munsell color 5Y 9/1, during the house's historic period.

B. Doors, Mantel

The doors were originally grained using a cream colored primer, a red-brown colored base paint and varnish as the finish. The mantel, which was finished using the same materials, still retains its original grained finish.

C. Radiator

The radiator found in the room was originally finished with aluminum paint.

D. Wall and Ceiling Surfaces

Analysis of samples P312, 314, and 315 revealed that the room's walls and ceiling have been stripped of their earliest finishes, leaving us little insight into these elements original decorative appearance.

Picture Moldings

Data

A. Description

Paint samples were removed from five different picture moldings currently stored in the Maggie Walker garage containing the following catalogue identification numbers: MAWA 6061; MAWA 6757; MAWA 6758; MAWA 6759; MAWA 6761.

Moldings MAWA 6061, 6757, and 6761 are all bas-relief moldings having been finished with a salmon-red colored paint and gold leaf highlights.

Molding MAWA 6758 has a polychromed metallic finish of gold and silver paints.

Molding MAWA 6759 has a dark brown colored grained finish.

B. Location of Removed Paint Samples and Sample Chronochronologies

Five paint samples were removed from the above described picture moldings:

Sample No.	Location Description
MAWA-01-P324	Molding MAWA 6761
MAWA-01-P325	Molding MAWA 6061
MAWA-01-P326	Molding MAWA 6758
MAWA-01-P327	Molding MAWA 6759
MAWA-01-P328	Molding MAWA 6757

Under Microscopic examination the following paint layers were identified for the given samples removed from the **Picture Moldings**:

Sample Nos.	P324, 325, 328	P326	P327
Substrate	Gesso	Wood / Plaster	Wood
Late 19th - early 20th C.	Salmon Red / Gold Leaf	Gold / Silver Paint	Brown Stain
		(wallpaper)	Varnish

Conclusions

Unfortunately, because these elements were not labled at the time of their removal, it could not be determined when these particular moldings were installed in the house, or from which room's they were removed.

Appendix A





**Munsell Color Samples of Historic Interior Paint Finishes
Maggie L. Walker House**

<u>Color</u>	<u>Munsell Number</u>	<u>Benjamin Moore #</u>	<u>Munsell Color Sample</u>
--------------	-----------------------	-------------------------	-----------------------------

Cream-White	5Y 9/2	# 212	
-------------	--------	-------	---

Gold-Tan	10YR 7/6	No Match Found	
----------	----------	----------------	--

Golden-Beige	bet. 10YR 7/4 & 10YR 7/6	# 1111	
--------------	--------------------------	--------	---

<u>Color</u>	<u>Munsell Number</u>	<u>Benjamin Moore #</u>	<u>Munsell Color Sample</u>
Green	10GY 4/6	No Match Found	
Lt. Blue-Gray	bet. N8.5/ & 10B 9/1	# 868	
Lt. Brown	10YR 7/4	# 1070	
Lt. Cream-White	bet. 5Y9/1 & 5Y9/2	# 190	

<u>Color</u>	<u>Munsell Number</u>	<u>Benjamin Moore #</u>	<u>Munsell Color Sample</u>
--------------	-----------------------	-------------------------	-----------------------------

Lt. Green	5GY 9/2	# 400	
-----------	---------	-------	--




Lt. Mint-Green	2.5G 9/4	# 569	
----------------	----------	-------	--





Off White	bet. 5Y 9/1 & N 9.0/	# 855	
-----------	----------------------	-------	--



Orange-Brown	5YR 6/6	# 1217	
--------------	---------	--------	--



<u>Color</u>	<u>Munsell Number</u>	<u>Benjamin Moore #</u>	<u>Munsell Color Sample</u>
Red-Brown	7.5YR 6/4	# 1180	
Salmon-Red	7.5R 7/8	# 011	
White	5Y 9/1	# 897	